

IHSG



5541.202
-25.932
-0.47%

Vol (Mn): 16229
Val (Bn): 6924

LQ45



919.75
-6.58
-0.71%

Sector Indices	Last	Change	Change %
Agriculture	1828.66	(12.99)	(0.71)
Basic Industry	578.89	1.44	0.25
Consumer	2408.71	(23.31)	(0.97)
Finance	871.94	2.38	0.27
Infrastructure	1091.55	(4.04)	(0.37)
Manufacture	1429.25	(8.93)	(0.62)
Mining	1460.61	(3.49)	(0.24)
Misc Industry	1423.07	(6.07)	(0.43)
Property	502.52	0.91	0.18
Trade	903.16	4.25	0.47

Source: relitrade next G

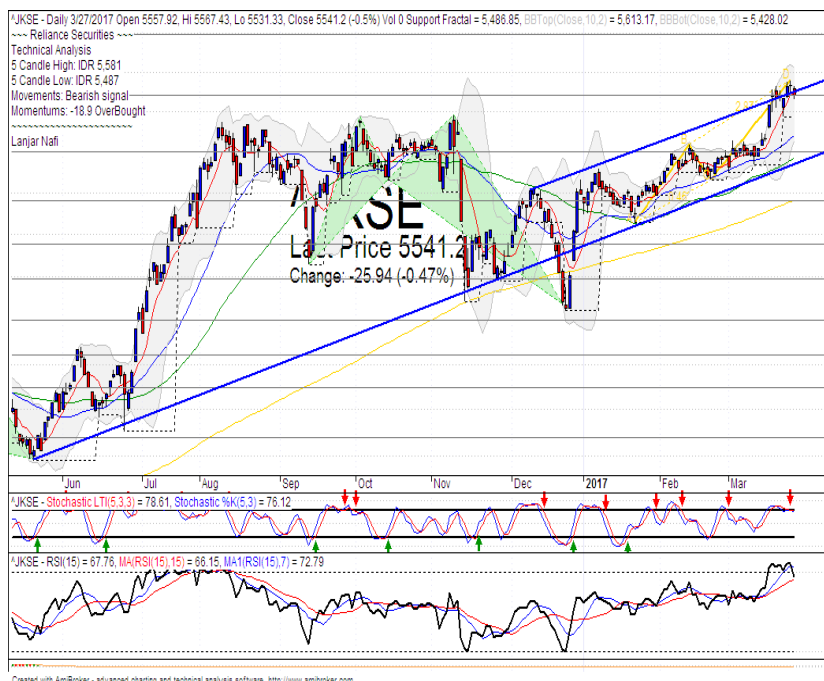
Most Active	Last	Change %	Freq
SRIL	308	4.8	39,868
MYRX	121	(1.6)	9,916
BUMI	362	(1.1)	6,499
RIMO	101	0.0	6,271
BBTN	2,240	(0.4)	6,271

Most Volume	Last	Change %	M share
MYRX	121	(1.6)	26,965
SRIL	308	4.8	11,343
RIMO	101	0.0	7,953
BUMI	362	(1.1)	4,262
BRMS	88	(3.3)	2,026

Most Value	Last	Change %	Rp Bil
BBRI	13,200	1.5	620.13
BBCA	16,325	0.5	582.95
TLKM	4,070	(0.5)	450.26
BMRI	11,775	(0.2)	403.78
ASII	8,400	(0.9)	398.20

Source: relitrade next G

IHSG Technical Review



R3	6030
R2	5860
R1	5700
Last	5541.20
S1	5540
S2	5400
S3	5280

Comment:

Bearish consolidations at resistance level. Pulled back the channeling bullish trend line indications.

Stochastic, dead-cross at overbought oscillator.

RSI bearish reversal momentum at overbought oscillator.

Long term bullish trend movement.

Stop-loss level if pulled back the channeling bullish trend resistance level at 5485. Downside potential until MA25 at 5410.

BSDE



R3	2150
R2	2040
R1	1935
Last	1840
S1	1825
S2	1720
S3	1625

SELL

Comment:

Bearish harami candlestick pattern. Negative signal. Pulled back bearish trend resistance level.

Stochastic, dead-cross at overbought oscillator. Broad downside potential.

RSI bearish momentum at middle oscillator.

Long term bearish trend movement.

Stop-loss level if break the support level at 1810. Downside potential until 1720 (Lower Bollinger bands support level).

SRIL



R3	495
R2	450
R1	400
Last	362
S1	350
S2	315
S3	286

HOLD

Comment:

Bullish momentum after broke the resistance level. Waiting for distributions phase.

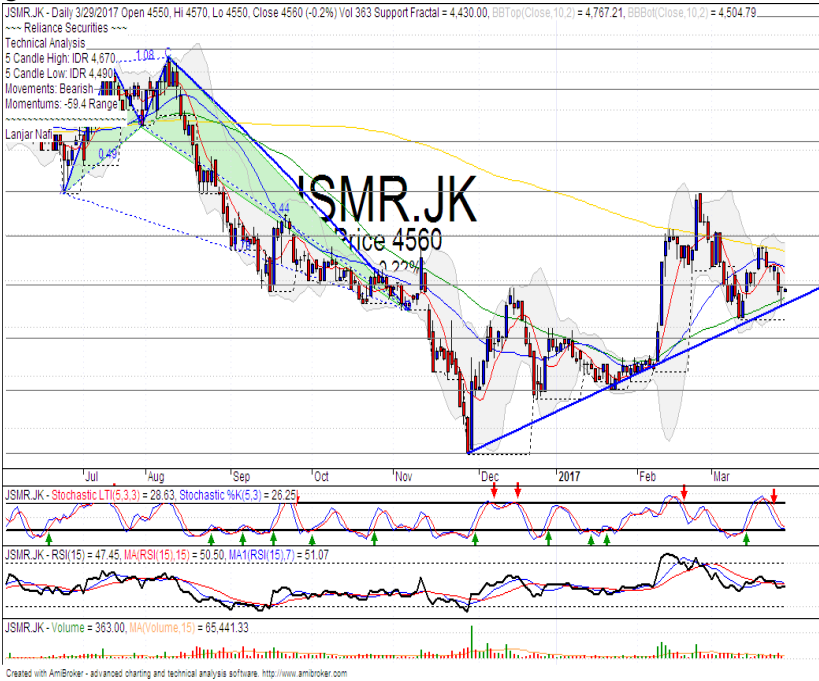
Stochastic reached the overbought oscillator.

RSI bullish momentum at middle oscillator.

Medium term bullish trend movement.

Upside target to resistance level at 400. Stop-loss level at 340 if broke the support level.

JSMR



R3	5000
R2	4800
R1	4580
Last	4560
S1	4360
S2	4140
S3	3900
SPECULATIVE BUY	

Comment:

Rebounded at bullish trend support level. Reversal signal. Moderate trading volume.

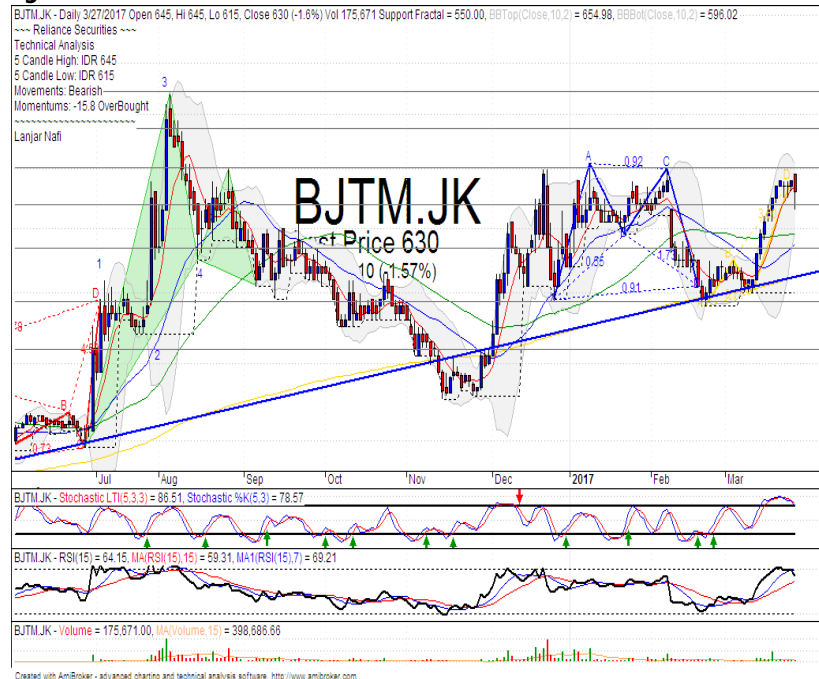
Stochastic golden-cross at oversold oscillator. Broad upside potential.

RSI consolidations momentum at middle oscillator.

Medium term bullish trend movement.

Upside target to 4800. Stop-loss level if broke the bullish trend support level at 4470.

BJTM



R3	720
R2	685
R1	650
Last	630
S1	620
S2	585
S3	545
SELL	

Comment:

Bearish engulfing candlestick pattern. Moderate trading volume. Reversal signal.

Stochastic dead-cross at overbought oscillator. Broad downside potential.

RSI bullish reversal momentum at oversold oscillator.

Long term bullish trend movement.

Stop-loss level if broke the support level at 615. Downside potential to 580.

Stocks	S2	S1	Closing Price	R1	R2	Technical Notes	Rec	Stop Loss	Rec Buy Prc	Target Price
Plantation										
AALI	13,000	14,000	14,650	14,900	15,850	Bearish momentum	S	14,500		
LSIP	1,330	1,400	1,410	1,475	1,545	Bearish momentum	W	1,470		
Mining										
INCO	1,965	2,120	2,270	2,300	2,500	Oversold	W	2,110		
Consumer										
UNVR	41,000	42,500	43,350	44,000	46,000	Consolidations	H	42,000		44,000
INDF	7,250	7,900	7,950	8,500	9,125	Oversold	W	7,800		
KLBF	1,420	1,485	1,520	1,540	1,600	Consolidations	H	1,480		1,540
Trading										
ACES	755	810	815	870	920	Consolidations	TB	800		860
AKRA	5,800	6,350	6,350	6,600	6,925	Pulled back bearish trend	S	6,300		
UNTR	25,325	26,750	27,150	28,175	29,750	Bearish kicker signal	PS	26,700		
Property & Construction										
LPCK	4,160	4,300	4,300	4,460	4,600	Oversold	TB	4,290		4,460
WIKA	2,200	2,400	2,430	2,600	2,800	Sideways	W	2,390		
BSDE	1,720	1,830	1,840	1,935	2,030	Pulled back bearish trend	PS	1,820		1,900
WSKT	2,120	2,260	2,390	2,410	2,600	Pulled back MA50	PS	2,250		
ADHI	2,200	2,300	2,330	2,410	2,540	False break the MA200	S	2,280		
Basic Industry & Chemical										
SMGR	8,150	8,725	8,775	9,350	9,900	Oversold	W	8,700		
CPIN	3,000	3,210	3,280	3,400	3,580	Consolidations	H	3,200		3,480
MAIN	1,050	1,180	1,220	1,300	1,400	Sideways	W	1,200		
INTP	14,600	15,500	16,250	16,350	17,500	Pulled back MA200	PS	16,000		
Miscellaneous										
SRIL	315	350	356	400	450	Bullish momentum	H	346		400
ASII	7,850	8,250	8,525	8,650	9,000	Consolidations	S	8,200		
Finance										
BBTN	2,100	2,200	2,280	2,360	2,480	Pulled back upper bollinger bands	S	2,180		
BMRI	11,000	11,450	11,700	11,800	12,200	Bearish meeting line confirmations	S	11,400		
BTPN	2,340	2,550	2,740	2,770	3,000	Bearish momentum	PS	2,540		
BJBR	1,915	2,140	2,140	2,210	2,470	Sideways	W	2,130		
BBRI	11,700	12,300	12,775	13,000	13,500	Break out support level	S	12,200		
Infrastructure										
TLKM	3,710	3,950	4,080	4,200	4,400	Bearish momentum	PS	3,920		
PGAS	2,200	2,360	2,410	2,550	2,800	Bearish momentum	PS	2,350		

Source : Reliance Securities

Analyst Conclusions:

The index has broke the short term sideways trend with gap up and reached the resistance level.

Legend :

- B: BUY (allocate till 100% of the weighted capital to accumulate, higher than 50% upside probability)
- SB: SPECULATIVE BUY (allocate 25%-50% of the weighted capital to accumulate, 25%-50% upside probability)
- W: WAIT (wait for proper entry level, do the stop-loss if necessary)
- H: HOLD (hold the portfolio position, aim for the best price to distribute)
- PS: PARTIAL SELL (distribute 25%-50% part of the portfolio, 25%-50% downside probability)
- S: SELL (distribute till 100% of the portfolio, higher than 50% downside probability)
- TB: TRADING BUY (short term or intraday trading within a tight trading range. Highly speculative).

Ticker	Resistance	Price	Support	Weekly	Weekly	Indicator			Moving Average			
	Fractal	3/27/2017	Fractal	High	Low	Stochastic	RSI	B. Band	25 Days	50 Days	200 Days	
AALI.JK	15,400	14,650	14,975	15,250	15,000	Oversold	Bearish	Neutral	Lower Bands	Under	Under	Under
ACES.JK	865	815	795	855	815	Neutral	Bearish	Neutral	Middle Bands	Upper	Upper	Under
ADHI.JK	2,370	2,330	2,230	2,470	2,390	Neutral	Bearish	Neutral	Middle Bands	Upper	Upper	Under
ADRO.JK	1,755	1,800	1,565	1,800	1,730	Overbought	Bearish	Neutral	Upper Bands	Upper	Upper	Upper
AISA.JK	2,310	2,140	2,140	2,230	2,180	Neutral	Bearish	Neutral	Middle Bands	Upper	Upper	Upper
AKRA.JK	6,850	6,350	6,200	6,750	6,625	Neutral	Bearish	Neutral	Middle Bands	Under	Under	Under
ANTM.JK	785	720	690	765	735	Neutral	Bearish	Neutral	Middle Bands	Under	Under	Under
APLN.JK	240	220	218	224	222	Neutral	Bullish	Neutral	Lower Bands	Under	Under	Under
ASII.JK	8,800	8,525	8,325	8,575	8,450	Neutral	Bullish	Neutral	Middle Bands	Upper	Upper	Upper
ASRI.JK	374	360	362	374	366	Neutral	Bearish	Neutral	Lower Bands	Under	Under	Under
BBCA.JK	15,675	16,550	15,475	16,800	16,275	Overbought	Bearish	Overbought	Middle Bands	Upper	Upper	Upper
BBKP.JK	620	620	610	635	620	Neutral	Bearish	Neutral	Middle Bands	Upper	Upper	Under
BBNI.JK	6,950	6,525	6,425	6,950	6,600	Neutral	Bearish	Neutral	Middle Bands	Upper	Upper	Upper
BBRI.JK	13,250	12,775	12,800	13,200	13,100	Neutral	Bearish	Neutral	Middle Bands	Upper	Upper	Upper
BBTN.JK	2,170	2,280	2,060	2,360	2,240	Neutral	Bullish	Neutral	Middle Bands	Upper	Upper	Upper
BDMN.JK	4,950	4,750	4,700	4,930	4,770	Neutral	Bearish	Neutral	Middle Bands	Under	Upper	Upper
BHIT.JK	131	129	128	131	130	Neutral	Bearish	Neutral	Middle Bands	Under	Under	Under
BJBR.JK	2,240	2,140	2,170	2,240	2,200	Neutral	Bearish	Overbought	Lower Bands	Under	Under	Upper
BJTM.JK	575	630	550	645	640	Overbought	Neutral	Bearish	Middle Bands	Upper	Upper	Upper
BKSL.JK	97	94	89	96	95	Neutral	Bearish	Neutral	Middle Bands	Under	Under	Upper
BMRI.JK	11,450	11,700	11,475	12,025	11,825	Neutral	Bearish	Neutral	Middle Bands	Upper	Upper	Upper
BMTR.JK	525	520	505	535	515	Neutral	Bullish	Neutral	Middle Bands	Under	Under	Under
BSDE.JK	1,885	1,840	1,795	1,885	1,850	Neutral	Bearish	Neutral	Middle Bands	Upper	Upper	Under
BTPN.JK	2,780	2,740	2,710	2,780	2,750	Neutral	Bearish	Neutral	Middle Bands	Upper	Upper	Upper
BWPT.JK	344	326	320	336	330	Neutral	Bullish	Neutral	Middle Bands	Under	Under	Upper
CMNP.JK	1,490	1,450	1,450	1,490	1,465	Neutral	Bearish	Neutral	Lower Bands	Under	Under	Under
CPIN.JK	3,210	3,280	3,100	3,340	3,290	Neutral	Bearish	Neutral	Middle Bands	Upper	Upper	Under
CSAP.JK	496	460	492	496	490	Overbought	Bearish	Overbought	Lower Bands	Under	Under	Under
CTRA.JK	1,295	1,255	1,235	1,290	1,270	Neutral	Bearish	Neutral	Middle Bands	Under	Under	Under
DILD.JK	510	418	418	434	418	Neutral	Bearish	Neutral	Middle Bands	Under	Under	Under
EXCL.JK	3,090	3,290	3,150	3,300	3,240	Overbought	Bullish	Neutral	Middle Bands	Upper	Upper	Upper
GGRM.JK	66,000	64,500	62,150	66,000	65,225	Neutral	Bearish	Neutral	Middle Bands	Upper	Upper	Under
GIAA.JK	356	344	340	356	346	Neutral	Bearish	Neutral	Middle Bands	Upper	Upper	Under
GJTL.JK	1,220	1,100	1,140	1,175	1,125	Overbought	Bearish	Neutral	Middle Bands	Under	Under	Under
HEXA.JK	3,980	3,800	3,950	3,980	3,880	Neutral	Bearish	Neutral	Lower Bands	Under	Upper	Upper
HRUM.JK	2,420	2,610	2,080	2,620	2,390	Overbought	Bullish	Overbought	Upper Bands	Upper	Upper	Upper
ICBP.JK	8,900	8,425	8,500	8,950	8,650	Neutral	Bearish	Neutral	Middle Bands	Upper	Under	Under
IMAS.JK	1,300	1,245	1,220	1,270	1,245	Neutral	Bullish	Neutral	Middle Bands	Under	Under	Under
INCO.JK	2,410	2,270	2,300	2,370	2,330	Neutral	Bearish	Neutral	Middle Bands	Under	Under	Under
INDF.JK	8,525	7,950	7,975	8,300	8,100	Overbought	Bearish	Neutral	Middle Bands	Under	Under	Under
INDY.JK	745	685	680	715	700	Overbought	Bearish	Neutral	Middle Bands	Under	Under	Under
INTA.JK	398	386	368	406	378	Neutral	Bearish	Overbought	Middle Bands	Upper	Upper	Upper
INTP.JK	16,500	16,250	15,300	16,500	15,975	Overbought	Bearish	Neutral	Middle Bands	Upper	Upper	Under
ITMG.JK	17,400	19,725	16,150	20,150	18,775	Overbought	Bearish	Overbought	Middle Bands	Upper	Upper	Upper
JFJA.JK	1,640	1,545	1,510	1,640	1,580	Neutral	Bearish	Neutral	Middle Bands	Under	Under	Under
JSMR.JK	4,650	4,570	4,430	4,750	4,570	Neutral	Bearish	Neutral	Middle Bands	Under	Upper	Under
KUJA.JK	322	324	304	324	322	Overbought	Bullish	Overbought	Upper Bands	Upper	Upper	Upper
KLBF.JK	1,525	1,520	1,485	1,525	1,510	Neutral	Bullish	Neutral	Middle Bands	Upper	Upper	Under
KRAS.JK	690	630	650	670	650	Overbought	Bearish	Neutral	Lower Bands	Under	Under	Under
LPCK.JK	4,470	4,300	4,310	4,420	4,380	Neutral	Bearish	Overbought	Middle Bands	Under	Under	Under
LPKR.JK	740	730	720	755	740	Neutral	Bearish	Neutral	Middle Bands	Under	Under	Under
LPPF.JK	14,350	13,550	13,000	14,350	13,850	Neutral	Bearish	Neutral	Middle Bands	Under	Under	Under
LSIP.JK	1,525	1,410	1,455	1,525	1,465	Neutral	Bearish	Neutral	Lower Bands	Under	Under	Under
MAIN.JK	1,275	1,220	1,205	1,240	1,220	Neutral	Bullish	Neutral	Middle Bands	Under	Under	Under
MAPI.JK	6,075	5,900	5,650	6,025	5,950	Neutral	Bullish	Neutral	Middle Bands	Upper	Upper	Upper
MASA.JK	270	248	230	270	252	Neutral	Bullish	Neutral	Middle Bands	Upper	Upper	Upper
MNCN.JK	1,740	1,805	1,670	1,805	1,720	Overbought	Bullish	Neutral	Upper Bands	Upper	Upper	Under
MPPA.JK	1,180	1,135	1,115	1,180	1,140	Neutral	Bullish	Neutral	Middle Bands	Under	Under	Under
MTLA.JK	330	318	316	330	320	Overbought	Bullish	Neutral	Middle Bands	Under	Upper	Upper
MYOR.JK	2,250	2,100	1,985	2,150	2,040	Neutral	Bullish	Neutral	Middle Bands	Upper	Upper	Upper
PGAS.JK	2,890	2,410	2,410	2,550	2,460	Overbought	Bearish	Overbought	Middle Bands	Under	Under	Under
PTBA.JK	11,600	11,750	11,150	11,925	11,475	Overbought	Bearish	Neutral	Middle Bands	Upper	Upper	Upper
RALS.JK	1,205	1,135	1,125	1,195	1,170	Neutral	Bearish	Neutral	Middle Bands	Under	Under	Under
ROTI.JK	1,585	1,490	1,445	1,540	1,480	Overbought	Bullish	Neutral	Middle Bands	Under	Under	Under
SCMA.JK	2,750	2,640	2,540	2,750	2,670	Neutral	Bearish	Neutral	Middle Bands	Under	Under	Under
SCRO.JK	2,040	2,000	1,945	2,040	2,010	Overbought	Bearish	Neutral	Middle Bands	Under	Under	Upper
SIMP.JK	665	600	545	615	600	Neutral	Bearish	Neutral	Middle Bands	Upper	Upper	Upper
SMCB.JK	940	900	905	925	915	Overbought	Bearish	Neutral	Lower Bands	Under	Under	Under
SMGR.JK	9,675	8,775	9,050	9,350	9,075	Overbought	Bearish	Neutral	Lower Bands	Under	Under	Under
SMRA.JK	1,405	1,315	1,350	1,385	1,360	Neutral	Bearish	Neutral	Lower Bands	Under	Under	Under
SRIL.JK	496	356	278	358	310	Neutral	Bullish	Neutral	Middle Bands	Upper	Upper	Upper
SSIA.JK	590	600	545	615	605	Neutral	Bearish	Neutral	Middle Bands	Upper	Upper	Upper
SSMS.JK	1,510	1,600	1,450	1,605	1,515	Overbought	Bearish	Neutral	Upper Bands	Upper	Upper	Upper
TLKM.JK	4,150	4,080	4,010	4,120	4,080	Neutral	Bullish	Neutral	Middle Bands	Upper	Upper	Upper
TOTL.JK	820	800	795	820	810	Neutral	Bearish	Neutral	Middle Bands	Under	Under	Upper
UNTR.JK	27,975	27,150	25,125	27,975	27,250	Overbought	Bearish	Neutral	Middle Bands	Upper	Upper	Upper
UNVR.JK	44,200	43,350	41,875	43,975	43,150	Neutral	Bullish	Neutral	Middle Bands	Upper	Upper	Upper

Source : Reliance Research

Legend :

- Movement: Bullish and Bearish (Indicator Stochastic)
- Momentum: Oversold, Overbought and Neutral (Indicator RSI)
- Resistance Fractal: Strong Resistance
- Support Fractal: Strong Support
- Green: Good Conditions
- Red: Poor Conditions

HEAD OFFICE

Reliance Building

Jl. Pluit Sakti Raya No. 27AB,
Pluit
Jakarta 14450
T. +62 21 661 7768
F. +62 21 661 9884

RESEARCH DIVISION

Robertus Yanuar Hardy

robertus@reliance-securities.com

Rio Adrianus

rio.adrianus@reliance-securities.com

Lanjar Nafi Taulat I

lanjar@reliance-securities.com

Aji Setiawan

aji@reliance-securities.com

Shanti Dwi Jayanti

santi@reliance-securities.com

Senior Analyst

Research Analyst

Technical Research Analyst

Associate Research Analyst

Associate Research Analyst

EQUITY DIVISION

Jakarta- Pluit

Jl. Pluit Sakti Raya No. 27AB,
Pluit
Jakarta 14450
T. +62 21 661 7768
F. +62 21 661 9884

Bandung

Jl.Cisangkuy No.58
Bandung 40115
T. +62 22 721 8200
F. +62 22 721 9255

Surabaya - Gubeng

Jl. Bangka No. 22
Surabaya 60281
T. +62 31 501 1128
F. +62 31 503 3196

Makassar

Jl. Boto Lempangan No. 34 J
Makassar- Sulawesi Selatan
T. +62 411 3632388
F. +62 411 3614634

Jakarta - Sudirman

Menara Batavia Ground Floor
Jl.KH.Mas Mansyur Kav 126
Jakarta 10220
T. +62 21 57905455
F. +62 21 57950728

Tasikmalaya

Ruko Tasik Indah Plaza No.21
Jl. KHZ Mustofa No. 345
Tasikmalaya 46121
T. +62 265 345000
F. +62 265 345003

Surabaya - Diponegoro

Jl. Diponegoro No.26D
Surabaya 60261
T. +62 31 567 0388
F. +62 31 561 0528

Medan

Jl. Teuku Amir Hamzah No.40-O
Medan 20117
T. +62 61 6638592
F. +62 61 6638023

Jakarta - Kebon Jeruk

Plaza Kebon Jeruk
Jl.Raya Perjuangan Blok A/2
Jakarta 11530
T. +62 21 532 4074
F. +62 21 536 2157

Malang

Jl. Guntur No. 19
Malang 65112
T. +62 341 347 611
F. +62 341 347 615

Bali - Denpasar

Dewata Square Blok A3
Jl. Letda Tantular Renon
Denpasar 802361
T. +62 361 225099
F. +62 361 245099

Tangerang

Jl. Pahlawan Seribu Ruko BSD
Sektor 7 Blok RK kav. 9
Tangerang 15310
T. +62 21 5387495
F. +62 21 5387494

Pekanbaru

Jl. Jendral Sudirman No.73
Pekanbaru-Riau
T. +62 761 848414
F. +62 761 849456

Pontianak

Jl. MT Haryono No. 6
Pontianak 78121
T. +62 561 575674
F. +62 561 575670

Jakarta - Centro

Ruko Centro Residence Kav. 4-5
Tower C Lt. 1 No. 26-29
Jl. Macan, Daan Mogot
Jakarta 14450
T. +62 21 56945227
F. +62 21 56945226

Solo

Jl. Slamet Riyadi 330^a
Solo 57145
T. +62 271 736599
F. +62 271 733478

Balikpapan

Ruko Bukit Damai Indah
Blok I, No. 3, Rt.34
Jl. MT. Haryono, Gunung
Bahagia, Balikpapan Selatan
76114
T. +62 542 746313
F. +62 542 746317

IDX CORNER & INVESTMENT GALLERY

President University

Resto Plaza 1F - Jababeka
Education Park
Jl. Ki Hajar Dewantara Raya
Cikarang - Bekasi 17550
T. +62 21 89106030

Universitas Siliwangi Tasikmalaya

Jl. Siliwangi No. 24
Tasikmalaya 46151
T. +62 265 323685
F. +62 265 323534

Politeknik Kediri

Jl. Mayor Bismo No. 27
Kediri 64121
T. +62 354 683128
F. +62 354 683128

Universitas Muhammadiyah Sidoarjo

Jl. Majapahit 666 B
Sidoarjo, Jawa Timur
T. +62 31 8945444
F. +62 31 8949333

Universitas Tanjungpura Pontianak

Jl. Jendral Ahmad Yani
Pontianak 78124
T. +62 561 743465
F. +62 561 766840

Universitas Pesantren Tinggi Darul Ulum

Kompleks Pp Darul Ulu,
Peterongan
Jombang, Jawa Timur 60281
T. +62 321 873655
F. +62 321 875771

STIE "AUB" Surakarta

Jl. Mr. Sartono 97, Cengklik
Nusukan, Surakarta 57135
T. +62 271 854803
F. +62 271 853084

Universitas Surabaya

Jl. Raya Kalirungkut
Surabaya 60293
T. +62 31 298 1203
F. +62 31 298 1204

Universitas Muhammadiyah Gresik

Jl. Sumatra 101 GKB
Gresik 61121
T. +62 31 395 1414
F. +62 31 395 2585

Universitas Negeri Malang

Jl. Surabaya No. 6
Malang 65145
T. +62 341 585914
F. +62 341 55288

Universitas Muhammadiyah Malang

Jl. Raya Tlogomas 246
Malang 65144
T. +62 341 464318-9
F. +62 341 460782

FSEI IAIN Antasari

Jl. Ahmad Yani Km. 4,5
Banjarmasin
T. + 62 511 3265783

STIE Malangkececwara

Jl. Terusan Candi Kalasan
Malang 65142
T. +62 341 491813
F. +62 341 495619

STIESIA Surabaya

Jl. Menur Pumpungan 30
Surabaya
T. +62 31 5947505
F. +62 31 5932218

Universitas 17 Agustus 1945 Banyuwangi

Jl. Adi Sucipto 26
Banyuwangi, Jawa Timur
T. +62 333 419613
F. +62 333 419163

STIE Tri Bhakti

Jl. Teuku Umar No. 24
Cut Meutia Setiakawan,
Bekasi
T. +62 21 82429400,
82429500
F. +62 271 726156

Universitas Islam Kalimantan

Jl. Adiyaksa No. 2, Kayu
Tangi, Banjarmasin
T. + 62 511 3303871
F. + 62 511 3303871

STIKOM Bali

Jalan Puputan No. 86, Renon,
Denpasar
T. +62361 244445
F. +62361 264773

Universitas Muhammadiyah Pontianak

Fakultas Ekonomi UM
Pontianak
Jl. Ahmad Yani, No. 111,
Pontianak 78124
T. +62561 743465
F. +62561 766840

Universitas Negeri Makassar

Fakultas Ekonomi Gedung BT
Lt.2
Jl. A.P. Pettarani, Kampus
UNM, Gunungsari Baru
Makassar 90222
T. +62 411 889464 / 881244
F. +62 411 887604

STIE AAS Surakarta

Jl. Slamet Riyadi No. 361,
Kartasura, Surakarta
T. +62 271 726156
F. +62 271 726156

UPN "Veteran" Yogyakarta

Jl. Babarsari 2, Tambak Bayan
Yogyakarta
T. +62 274 485268
F. +62 274 487147

Disclaimer:

Information, opinions and recommendations contained in this document are presented by PT Reliance Securities Tbk. from sources that are considered reliable and dependable. This document is not an offer, invitation or any kind of representations to decide to buy or sell stock. Investment decisions taken based on this document is not the responsibility of PT Reliance Securities Tbk. PT Reliance Securities Tbk. reserves the right to change the contents of this document at any time without prior notice.