

IHSG



5606.52
29.03
0.52%

Vol (Mn): 17948
Val (Bn): 10054

LQ45



923.995
7.143
0.78%

Sector Indices	Last	Change	Change %
Agriculture	1850.96	(1.16)	(0.06)
Basic Industry	605.47	(1.07)	(0.18)
Consumer	2442.64	8.58	0.35
Finance	875.74	9.58	1.09
Infrastructure	1092.62	6.02	0.55
Manufacture	1454.94	2.02	0.14
Mining	1549.04	1.51	0.10
Misc Industry	1424.93	(3.09)	(0.22)
Property	508.09	5.90	1.16
Trade	913.45	2.56	0.28

Source: relitrade next G

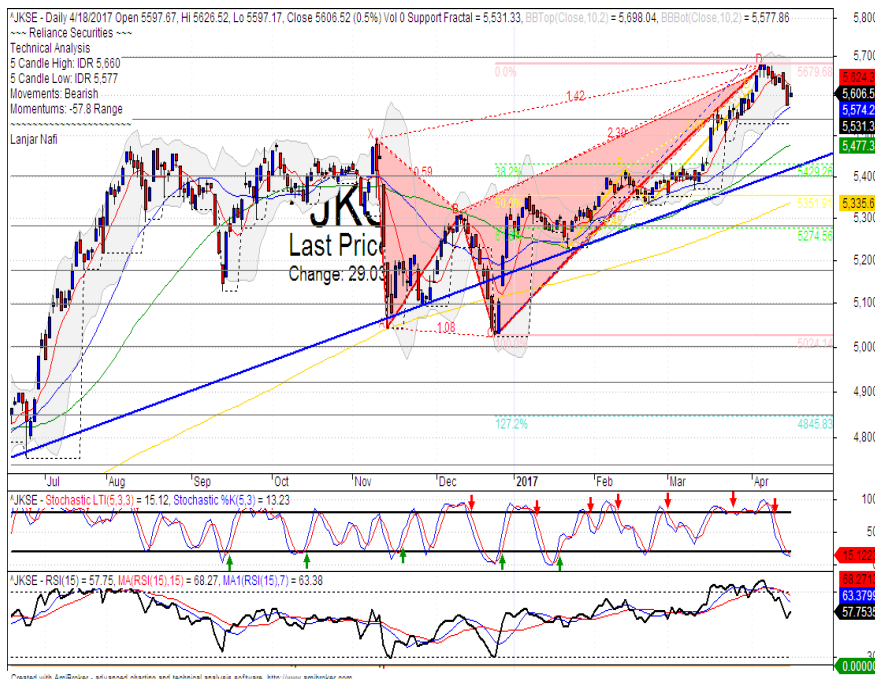
Most Active	Last	Change %	Freq
SRIL	306	2.0	20,891
BUMI	420	8.8	15,374
BNLI	690	3.0	12,507
BAPA	130	(3.0)	10,996
BWPT	366	(0.5)	7,640

Most Volume	Last	Change %	M share
MYRX	137	1.5	13,955
BUMI	139	32.4	12,043
BWPT	420	(0.5)	4,360
SRIL	366	1.7	3,008
BRMS	306	(0.3)	2,843

Most Value	Last	Change %	Rp Bil
BUMI	420	8.8	495.08
BBCA	16,892	0.0	346.00
ASII	8,375	0.0	286.98
TLKM	4,070	1.5	278.65
BMRI	11,750	1.1	262.75

Source: relitrade next G

IHSG Technical Review



R3	6030
R2	5860
R1	5700
Last	5606.52
S1	5540
S2	5400
S3	5280

Comment:

Bullish consolidations after touching the MA25 support level. Bearish butterfly harmonic pattern formations. Reversal signal. Huge trading volume.


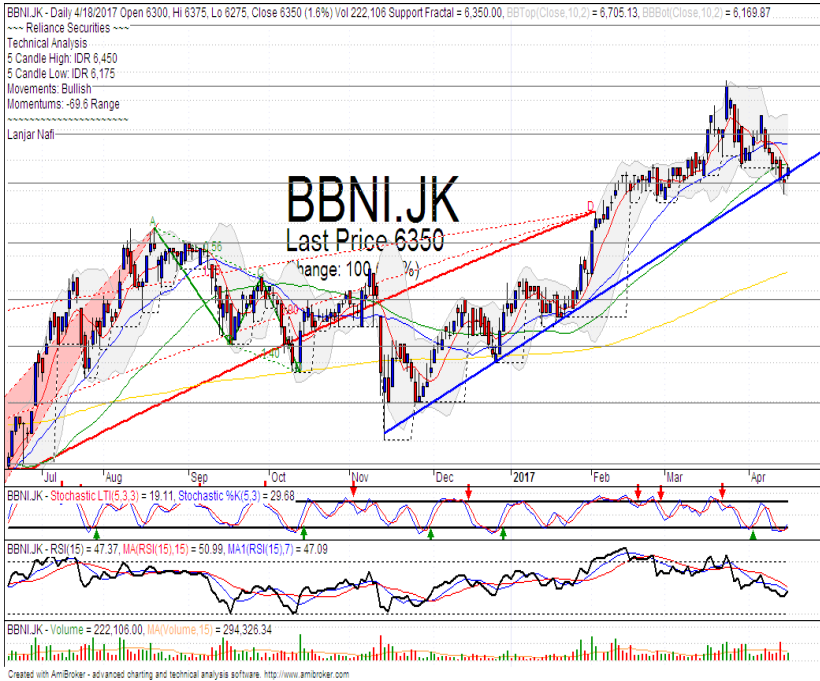
Stochastic, dead-cross at overbought oscillator.

RSI bearish reversal momentum at overbought oscillator.

Long term bullish trend movement.

Limited upside potential until 5680. Stop-loss if broke the MA25 at 5570.

BBNI



R3	7350
R2	6900
R1	6550
Last	6350
S1	6250
S2	5875
S3	5550

BUY

Comment:
 Rebounded at bullish trend support level with abandoned baby candlestick pattern. Reversal signal.

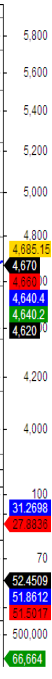
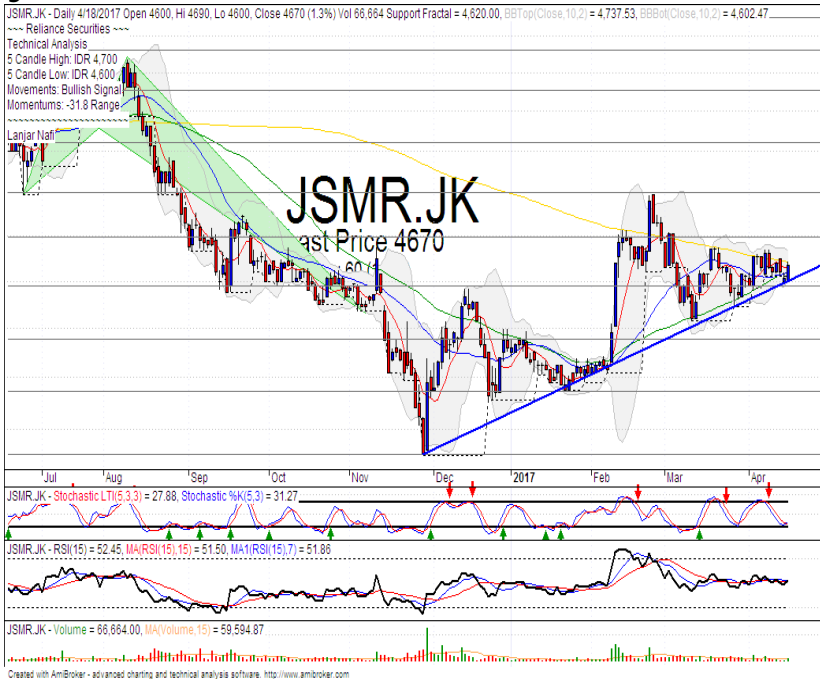
Stochastic, golden-cross at oversold oscillator.

RSI bullish reversal momentum at middle oscillator.

Long term bullish trend movement.

Upside target until upper Bollinger bands at 6750. Stop-loss level if broke the bullish trend support level at 6200. Recommended buying price at 6325.

JSMR



R3	5250
R2	5000
R1	4800
Last	4670
S1	4570
S2	4350
S3	4140

SPECULATIVE BUY

Comment:
 Rebounded at bullish trend and trying break the MA200 resistance level.

Stochastic golden-cross at oversold oscillator.

RSI Flat momentum at middle oscillator with limited upside potential.

Medium term bullish trend movement.

Upside target to 5000. Stop-loss if broke the bullish trend support level at 4560.

WSKT



R3	2960
R2	2800
R1	2600
Last	2440
S1	2410
S2	2260
S3	2120
PARTIAL SELL	

Comment:
Reached the bullish gartley harmonic pattern target level and resistance bearish trend line. Waiting for distribution signal.

Stochastic reached the overbought oscillator.

RSI bullish momentum at middle oscillator.

Long term bullish trend movement.

Upside target at 2550 if broke the bearish trend line. Stop-loss level if pulled back the MA50 and bearish trend at 2420.

BMRI



R3	12650
R2	12200
R1	11800
Last	11750
S1	11450
S2	11100
S3	10725
SPECULATIVE BUY	

Comment:
Rebounded at bullish trend and MA50 support level. Reversal signal.

Stochastic golden-cross at oversold oscillator.

RSI bullish reversal momentum at middle oscillator, with limited upside potential.

Long term bullish trend movement.

Upside target to upper Bollinger bands at 12375. Stop-loss level if broke the support level at 11400.

Stocks	S2	S1	Closing Price	R1	R2	Technical Notes	Rec	Stop Loss	Rec Buy Prc	Target Price
Plantation										
AALI	13,000	14,000	14,700	14,900	15,850	Consolidations	TB	14,000		15,000
LSIP	1,250	1,300	1,390	1,405	1,545	Consolidations	TB	1,350		1,465
Mining										
INCO	1,965	2,120	2,200	2,300	2,500	Oversold	W	2,200		
Consumer										
UNVR	42,500	44,000	45,300	46,000	47,800	Overbought	PS	45,000		
INDF	7,250	7,900	7,950	8,500	9,125	Oversold	W	7,800		
KLBF	1,485	1,540	1,550	1,600	1,650	Bearish momentum	PS	1,500		
Trading										
ACES	810	870	910	920	970	Bearish momentum	PS	860		
AKRA	6,100	6,350	6,550	6,600	7,000	Overbought	H	6,300		6,700
UNTR	25,325	26,750	27,850	28,175	29,750	Consolidations	W	26,700		
Property & Construction										
LPCK	3,850	4,000	4,110	4,160	4,300	Bullish momentum	TB	4,040		4,300
WIKA	1,990	2,200	2,390	2,400	2,600	Pulled back MA25	PS	2,200		
BSDE	1,630	1,720	1,820	1,830	1,935	bullish kicker signal	SB	1,750	1,810	1,900
WSKT	2,260	2,410	2,440	2,600	2,800	Reached the target level	H	2,400		2,450
ADHI	2,070	2,200	2,290	2,300	2,420	Consolidations	W	2,220		
Basic Industry & Chemical										
SMGR	8,150	8,725	8,750	9,350	9,900	Oversold	W	8,700		
CPIN	2,850	3,000	3,200	3,210	3,400	Oversold	W	3,000		
MAIN	1,080	1,180	1,260	1,300	1,400	Stoch golden-cross	SB	1,200	1,300	1,350
INTP	15,500	16,350	16,500	17,500	18,400	Oversold	W	16,350		
Miscellaneous										
SRIL	270	288	306	316	350	Oversold	TB	284		316
ASII	7,900	8,250	8,375	8,650	9,000	Oversold	TB	8,200		8,650
Finance										
BBTN	2,100	2,200	2,290	2,360	2,480	Consolidations	H	2,180		2,360
BMRI	11,100	11,450	11,750	11,800	12,200	Stoch golden-cross	TB	11,400		12,400
BTPN	2,340	2,550	2,600	2,770	3,000	Pulled back	PS	2,540		2,770
BJBR	1,750	1,915	2,070	2,140	2,210	Consolidations	TB	2,000		2,420
BBRI	11,750	12,350	12,875	13,000	13,500	Stoch golden-cross	TB	12,300		13,000
Infrastructure										
TLKM	3,710	3,950	4,070	4,200	4,400	Oversold	TB	3,950		4,200
PGAS	2,200	2,360	2,400	2,550	2,800	Pulled back bearish trend	S	2,350		

Source : Reliance Sekuritas Indonesia

Analyst Conclusions:

The index has consolidations after decline and arrived the MA25 support level.

Legend :

- B: BUY (allocate till 100% of the weighted capital to accumulate, higher than 50% upside probability)
- SB: SPECULATIVE BUY (allocate 25%-50% of the weighted capital to accumulate, 25%-50% upside probability)
- W: WAIT (wait for proper entry level, do the stop-loss if necessary)
- H: HOLD (hold the portfolio position, aim for the best price to distribute)
- PS: PARTIAL SELL (distribute 25%-50% part of the portfolio, 25%-50% downside probability)
- S: SELL (distribute till 100% of the portfolio, higher than 50% downside probability)
- TB: TRADING BUY (short term or intraday trading within a tight trading range. Highly speculative).

Ticker	Resistance	Price	Support	Weekly	Weekly	Indicator				Moving Average		
	Fractal	4/18/2017	Fractal	High	Low	Stochastic	RSI	B. Band	25 Days	50 Days	200 Days	
AALIJK	15,200	14,700	14,400	14,750	14,700	Neutral	Bullish	Neutral	Middle Bands	Under	Under	Under
ACESJK	950	910	865	935	905	Neutral	Bullish	Neutral	Middle Bands	Upper	Upper	Upper
ADHIJK	2,420	2,290	2,150	2,420	2,210	Neutral	Bearish	Neutral	Middle Bands	Under	Upper	Under
ADROJK	1,845	1,835	1,850	1,895	1,870	Neutral	Bearish	Neutral	Middle Bands	Upper	Upper	Upper
AISAJK	2,470	2,190	2,150	2,470	2,300	Neutral	Bearish	Neutral	Middle Bands	Under	Upper	Upper
AKRAJK	6,750	6,550	6,125	6,625	6,400	Overbought	Bearish	Neutral	Middle Bands	Upper	Upper	Upper
ANTMJK	750	710	700	745	715	Neutral	Bearish	Neutral	Middle Bands	Under	Under	Under
APLNJK	240	226	210	226	214	Neutral	Bullish	Neutral	Upper Bands	Upper	Upper	Under
ASIIJK	8,925	8,375	8,500	8,650	8,525	Overbought	Bearish	Neutral	Lower Bands	Under	Upper	Upper
ASRIJK	366	352	346	366	352	Neutral	Bearish	Neutral	Middle Bands	Under	Under	Under
BBCAJK	17,750	16,925	16,550	17,700	17,050	Neutral	Bearish	Neutral	Middle Bands	Upper	Upper	Upper
BBKPJK	630	640	625	655	640	Neutral	Bearish	Neutral	Middle Bands	Upper	Upper	Upper
BBNIJK	6,700	6,350	6,350	6,450	6,300	Overbought	Bullish	Neutral	Middle Bands	Under	Under	Upper
BBRIJK	13,250	12,875	12,800	13,100	12,750	Overbought	Bullish	Neutral	Middle Bands	Upper	Upper	Upper
BBTNJK	2,390	2,290	2,250	2,350	2,290	Neutral	Bullish	Neutral	Middle Bands	Upper	Upper	Upper
BDMNJK	5,000	4,670	4,650	4,830	4,770	Neutral	Bearish	Neutral	Middle Bands	Under	Under	Upper
BHITJK	131	122	123	129	125	Overbought	Bullish	Overbought	Lower Bands	Under	Under	Under
BJBRJK	2,240	2,070	1,960	2,240	2,130	Neutral	Bullish	Neutral	Middle Bands	Under	Under	Upper
BJTMJK	840	670	615	715	685	Overbought	Bearish	Neutral	Middle Bands	Upper	Upper	Upper
BKSLJK	100	89	90	94	91	Neutral	Bearish	Neutral	Middle Bands	Under	Under	Under
BMRIJK	11,450	11,750	11,500	12,000	11,700	Overbought	Bullish	Neutral	Middle Bands	Under	Upper	Upper
BMTRJK	535	510	515	550	515	Neutral	Bearish	Neutral	Middle Bands	Under	Under	Under
BSDEJK	1,900	1,820	1,820	1,825	1,775	Neutral	Bullish	Neutral	Middle Bands	Under	Under	Under
BTPNJK	2,780	2,600	2,540	2,630	2,600	Overbought	Bullish	Neutral	Middle Bands	Under	Under	Under
BWPTJK	344	366	332	394	360	Neutral	Bearish	Neutral	Middle Bands	Upper	Upper	Upper
CMNPJK	1,490	1,420	1,430	1,450	1,435	Neutral	Bearish	Neutral	Lower Bands	Under	Under	Under
CPINJK	3,400	3,200	3,180	3,280	3,230	Overbought	Bullish	Neutral	Middle Bands	Under	Under	Under
CSAPJK	464	454	454	464	456	Neutral	Bearish	Neutral	Middle Bands	Under	Under	Under
CTRAJK	1,295	1,265	1,080	1,275	1,160	Overbought	Bullish	Neutral	Middle Bands	Upper	Under	Under
DILDJK	422	430	398	450	416	Neutral	Bearish	Neutral	Middle Bands	Upper	Under	Under
EXCLJK	3,310	3,000	2,900	3,080	2,970	Neutral	Bearish	Neutral	Middle Bands	Under	Under	Upper
GGRMJK	68,575	64,900	65,025	66,750	65,000	Overbought	Bullish	Neutral	Middle Bands	Under	Upper	Under
GIAAJK	404	380	356	396	366	Neutral	Bullish	Neutral	Middle Bands	Upper	Upper	Under
GJTLJK	1,120	1,055	1,050	1,120	1,080	Neutral	Bearish	Neutral	Middle Bands	Under	Under	Under
HEXAJK	3,980	4,550	4,100	4,600	4,380	Overbought	Bearish	Overbought	Middle Bands	Upper	Upper	Upper
HRUMJK	2,880	2,590	2,400	2,790	2,670	Neutral	Bearish	Neutral	Middle Bands	Upper	Upper	Upper
ICBPJK	8,950	8,200	7,975	8,225	8,125	Neutral	Bullish	Neutral	Middle Bands	Under	Under	Under
IMASJK	1,200	1,155	1,150	1,200	1,155	Overbought	Bullish	Neutral	Middle Bands	Under	Under	Under
INCOJK	2,370	2,200	2,270	2,290	2,240	Overbought	Bearish	Neutral	Lower Bands	Under	Under	Under
INDFJK	8,075	7,950	7,925	8,075	8,000	Neutral	Bearish	Neutral	Lower Bands	Under	Under	Under
INDYJK	805	700	725	745	700	Overbought	Bullish	Neutral	Middle Bands	Under	Under	Under
INTAJK	482	450	378	482	460	Neutral	Bearish	Overbought	Middle Bands	Upper	Upper	Upper
INTPJK	17,200	16,500	16,450	16,975	16,675	Overbought	Bullish	Neutral	Middle Bands	Upper	Upper	Upper
ITMGJK	22,300	20,075	19,425	20,175	19,825	Neutral	Bullish	Neutral	Middle Bands	Upper	Upper	Upper
JFPAJK	1,665	1,555	1,590	1,650	1,570	Overbought	Bearish	Neutral	Middle Bands	Under	Under	Under
JSMRJK	4,700	4,670	4,620	4,700	4,640	Neutral	Bullish	Neutral	Middle Bands	Upper	Upper	Under
KUJAJK	322	332	290	332	328	Overbought	Bullish	Overbought	Upper Bands	Upper	Upper	Upper
KLBFJK	1,620	1,550	1,545	1,600	1,560	Neutral	Bearish	Neutral	Middle Bands	Upper	Upper	Under
KRASJK	640	595	585	640	595	Neutral	Bullish	Neutral	Middle Bands	Under	Under	Under
LPCKJK	4,190	4,110	4,060	4,190	4,130	Neutral	Bullish	Neutral	Middle Bands	Under	Under	Under
LPKRJK	780	770	720	780	740	Neutral	Bearish	Neutral	Upper Bands	Upper	Upper	Under
LPPFJK	13,875	13,375	13,225	13,875	13,400	Neutral	Bearish	Neutral	Middle Bands	Under	Under	Under
LSIPJK	1,505	1,390	1,370	1,425	1,400	Neutral	Bullish	Neutral	Middle Bands	Under	Under	Under
MAINJK	1,410	1,260	1,245	1,295	1,275	Neutral	Bullish	Neutral	Middle Bands	Upper	Upper	Under
MAPIJK	6,550	6,200	5,675	6,550	6,225	Neutral	Bearish	Neutral	Middle Bands	Upper	Upper	Upper
MASAJK	270	256	244	256	242	Neutral	Bullish	Neutral	Middle Bands	Upper	Upper	Upper
MNCNJK	1,910	1,720	1,730	1,910	1,760	Neutral	Bearish	Neutral	Lower Bands	Under	Upper	Under
MPPAJK	1,030	960	950	1,030	985	Neutral	Bullish	Overbought	Middle Bands	Under	Under	Under
MTLAJK	340	324	320	328	322	Neutral	Bullish	Neutral	Middle Bands	Upper	Upper	Upper
MYORJK	2,100	2,020	1,940	2,100	2,050	Neutral	Bullish	Neutral	Middle Bands	Under	Upper	Upper
PGASJK	2,560	2,400	2,410	2,560	2,480	Neutral	Bearish	Neutral	Middle Bands	Under	Under	Under
PTBAJK	14,200	12,600	11,975	13,200	12,575	Neutral	Bullish	Neutral	Middle Bands	Upper	Upper	Upper
RALSJK	1,190	1,160	1,145	1,190	1,160	Neutral	Bullish	Neutral	Middle Bands	Upper	Under	Under
ROTIJK	1,655	1,605	1,540	1,635	1,600	Neutral	Bullish	Neutral	Middle Bands	Upper	Upper	Upper
SCMAJK	2,910	2,790	2,730	2,910	2,820	Neutral	Bearish	Neutral	Middle Bands	Upper	Under	Under
SGROJK	2,070	2,010	1,990	2,050	2,030	Neutral	Bullish	Neutral	Middle Bands	Under	Under	Upper
SIMPJK	690	615	630	665	640	Overbought	Bearish	Neutral	Middle Bands	Upper	Upper	Upper
SMCBJK	940	900	895	905	905	Neutral	Bullish	Neutral	Middle Bands	Under	Under	Under
SMGRJK	9,675	8,750	8,775	8,975	8,850	Neutral	Bearish	Neutral	Middle Bands	Under	Under	Under
SMRAJK	1,380	1,365	1,330	1,395	1,355	Neutral	Bearish	Neutral	Middle Bands	Upper	Under	Under
SRILJK	392	306	298	316	306	Overbought	Bullish	Neutral	Middle Bands	Under	Under	Upper
SSIAJK	690	750	725	800	770	Neutral	Bearish	Neutral	Middle Bands	Upper	Upper	Upper
SSMSJK	1,725	1,720	1,630	1,725	1,705	Overbought	Bullish	Neutral	Middle Bands	Upper	Upper	Upper
TLKMJK	4,180	4,070	4,090	4,180	4,090	Overbought	Bearish	Neutral	Middle Bands	Under	Upper	Upper
TOTLJK	820	810	770	820	800	Neutral	Bullish	Neutral	Middle Bands	Upper	Upper	Upper
UNTRJK	29,200	27,850	26,500	29,200	27,925	Neutral	Bearish	Neutral	Middle Bands	Upper	Upper	Upper
UNVRJK	44,000	45,300	44,900	45,500	45,350	Neutral	Bearish	Neutral	Middle Bands	Upper	Upper	Upper

Source : Reliance Research

Legend :

- Movement: Bullish and Bearish (Indicator Stochastic)
- Momentum: Oversold, Overbought and Neutral (Indicator RSI)
- Resistance Fractal: Strong Resistance
- Support Fractal: Strong Support
- Green: Good Conditions
- Red: Poor Conditions

HEAD OFFICE

Reliance Building

Jl. Pluit Sakti Raya No. 27AB,
Pluit
Jakarta 14450
T. +62 21 661 7768
F. +62 21 661 9884

RESEARCH DIVISION

Robertus Yanuar Hardy

robertus@reliance-securities.com

Rio Adrianus

rio.adrianus@reliance-securities.com

Lanjar Nafi Taulat I

lanjar@reliance-securities.com

Aji Setiawan

aji@reliance-securities.com

Shanti Dwi Jayanti

santi@reliance-securities.com

Senior Analyst

Research Analyst

Technical Research Analyst

Associate Research Analyst

Associate Research Analyst

EQUITY DIVISION

Jakarta- Pluit

Jl. Pluit Sakti Raya No. 27AB,
Pluit
Jakarta 14450
T. +62 21 661 7768
F. +62 21 661 9884

Bandung

Jl.Cisangkuy No.58
Bandung 40115
T. +62 22 721 8200
F. +62 22 721 9255

Surabaya - Gubeng

Jl. Bangka No. 22
Surabaya 60281
T. +62 31 501 1128
F. +62 31 503 3196

Makassar

Jl. Boto Lempangan No. 34 J
Makassar- Sulawesi Selatan
T. +62 411 3632388
F. +62 411 3614634

Jakarta - Sudirman

Menara Batavia Ground Floor
Jl.KH.Mas Mansyur Kav 126
Jakarta 10220
T. +62 21 57905455
F. +62 21 57950728

Tasikmalaya

Ruko Tasik Indah Plaza No.21
Jl. KHZ Mustofa No. 345
Tasikmalaya 46121
T. +62 265 345000
F. +62 265 345003

Surabaya - Diponegoro

Jl. Diponegoro No.26D
Surabaya 60261
T. +62 31 567 0388
F. +62 31 561 0528

Medan

Jl. Teuku Amir Hamzah No.40-O
Medan 20117
T. +62 61 6638592
F. +62 61 6638023

Jakarta - Kebon Jeruk

Plaza Kebon Jeruk
Jl.Raya Perjuangan Blok A/2
Jakarta 11530
T. +62 21 532 4074
F. +62 21 536 2157

Malang

Jl. Guntur No. 19
Malang 65112
T. +62 341 347 611
F. +62 341 347 615

Bali - Denpasar

Dewata Square Blok A3
Jl. Letda Tantular Renon
Denpasar 802361
T. +62 361 225099
F. +62 361 245099

Tangerang

Jl. Pahlawan Seribu Ruko BSD
Sektor 7 Blok RK kav. 9
Tangerang 15310
T. +62 21 5387495
F. +62 21 5387494

Pekanbaru

Jl. Jendral Sudirman No.73
Pekanbaru-Riau
T. +62 761 848414
F. +62 761 849456

Pontianak

Jl. MT Haryono No. 6
Pontianak 78121
T. +62 561 575674
F. +62 561 575670

Jakarta - Centro

Ruko Centro Residence Kav. 4-5
Tower C Lt. 1 No. 26-29
Jl. Macan, Daan Mogot
Jakarta 14450
T. +62 21 56945227
F. +62 21 56945226

Solo

Jl. Slamet Riyadi 330^a
Solo 57145
T. +62 271 736599
F. +62 271 733478

Balikpapan

Ruko Bukit Damai Indah
Blok I, No. 3, Rt.34
Jl. MT. Haryono, Gunung
Bahagia, Balikpapan Selatan
76114
T. +62 542 746313
F. +62 542 746317

IDX CORNER & INVESTMENT GALLERY**President University**

Resto Plaza 1F - Jababeka
Education Park
Jl. Ki Hajar Dewantara Raya
Cikarang - Bekasi 17550
T. +62 21 89106030

**Universitas Siliwangi
Tasikmalaya**

Jl. Siliwangi No. 24
Tasikmalaya 46151
T. +62 265 323685
F. +62 265 323534

Politeknik Kediri

Jl. Mayor Bismo No. 27
Kediri 64121
T. +62 354 683128
F. +62 354 683128

**Universitas Muhammadiyah
Sidoarjo**

Jl. Majapahit 666 B
Sidoarjo, Jawa Timur
T. +62 31 8945444
F. +62 31 8949333

**Universitas Tanjungpura
Pontianak**

Jl. Jendral Ahmad Yani
Pontianak 78124
T. +62 561 743465
F. +62 561 766840

**Universitas Pesantren Tinggi
Darul Ulum**

Kompleks Pp Darul Ulu,
Peterongan
Jombang, Jawa Timur 60281
T. +62 321 873655
F. +62 321 875771

STIE "AUB" Surakarta

Jl. Mr. Sartono 97, Cengklik
Nusukan, Surakarta 57135
T. +62 271 854803
F. +62 271 853084

Universitas Surabaya

Jl. Raya Kalirungkut
Surabaya 60293
T. +62 31 298 1203
F. +62 31 298 1204

**Universitas Muhammadiyah
Gresik**

Jl. Sumatra 101 GKB
Gresik 61121
T. +62 31 395 1414
F. +62 31 395 2585

Universitas Negeri Malang

Jl. Surabaya No. 6
Malang 65145
T. +62 341 585914
F. +62 341 55288

**Universitas Muhammadiyah
Malang**

Jl. Raya Tlogomas 246
Malang 65144
T. +62 341 464318-9
F. +62 341 460782

FSEI IAIN Antasari

Jl. Ahmad Yani Km. 4,5
Banjarmasin
T. + 62 511 3265783

STIE Malangkececwara

Jl. Terusan Candi Kalasan
Malang 65142
T. +62 341 491813
F. +62 341 495619

STIESIA Surabaya

Jl. Menur Pumpungan 30
Surabaya
T. +62 31 5947505
F. +62 31 5932218

**Universitas 17 Agustus
1945 Banyuwangi**

Jl. Adi Sucipto 26
Banyuwangi, Jawa Timur
T. +62 333 419613
F. +62 333 419163

STIE Tri Bhakti

Jl. Teuku Umar No. 24
Cut Meutia Setiakawan,
Bekasi
T. +62 21 82429400,
82429500
F. +62 271 726156

**Universitas Islam
Kalimantan**

Jl. Adiyaksa No. 2, Kayu
Tangi, Banjarmasin
T. + 62 511 3303871
F. + 62 511 3303871

STIKOM Bali

Jalan Puputan No. 86, Renon,
Denpasar
T. +62361 244445
F. +62361 264773

**Universitas Muhammadiyah
Pontianak**

Fakultas Ekonomi UM
Pontianak
Jl. Ahmad Yani, No. 111,
Pontianak 78124
T. +62561 743465
F. +62561 766840

**Universitas Negeri
Makassar**

Fakultas Ekonomi Gedung BT
Lt.2
Jl. A.P. Pettarani, Kampus
UNM, Gunungsari Baru
Makassar 90222
T. +62 411 889464 / 881244
F. +62 411 887604

STIE AAS Surakarta

Jl. Slamet Riyadi No. 361,
Kartasura, Surakarta
T. +62 271 726156
F. +62 271 726156

UPN "Veteran" Yogyakarta

Jl. Babarsari 2, Tambak Bayan
Yogyakarta
T. +62 274 485268
F. +62 274 487147

Disclaimer:

Information, opinions and recommendations contained in this document are presented by PT Reliance Sekuritas Indonesia Tbk. from sources that are considered reliable and dependable. This document is not an offer, invitation or any kind of representations to decide to buy or sell stock. Investment decisions taken based on this document is not the responsibility of PT Reliance Sekuritas Indonesia Tbk. PT Reliance Sekuritas Indonesia Tbk. reserves the right to change the contents of this document at any time without prior notice.