

IHSG



5645.45
29.959
0.53%

Vol (Mn): 6150
Val (Bn): 4702

LQ45



941.45
7.10
0.76%

Sector Indices	Last	Change	Change %
Agriculture	1808.97	9.00	0.50
Basic Industry	611.36	(2.56)	(0.42)
Consumer	2518.05	23.58	0.94
Finance	903.10	9.06	1.00
Infrastructure	1124.60	(6.04)	(0.54)
Manufacture	1488.58	11.38	0.76
Mining	1362.01	15.87	1.16
Misc Industry	1442.29	21.41	1.48
Property	477.15	(2.19)	(0.46)
Trade	895.46	1.10	0.12

Source: relitrade next G

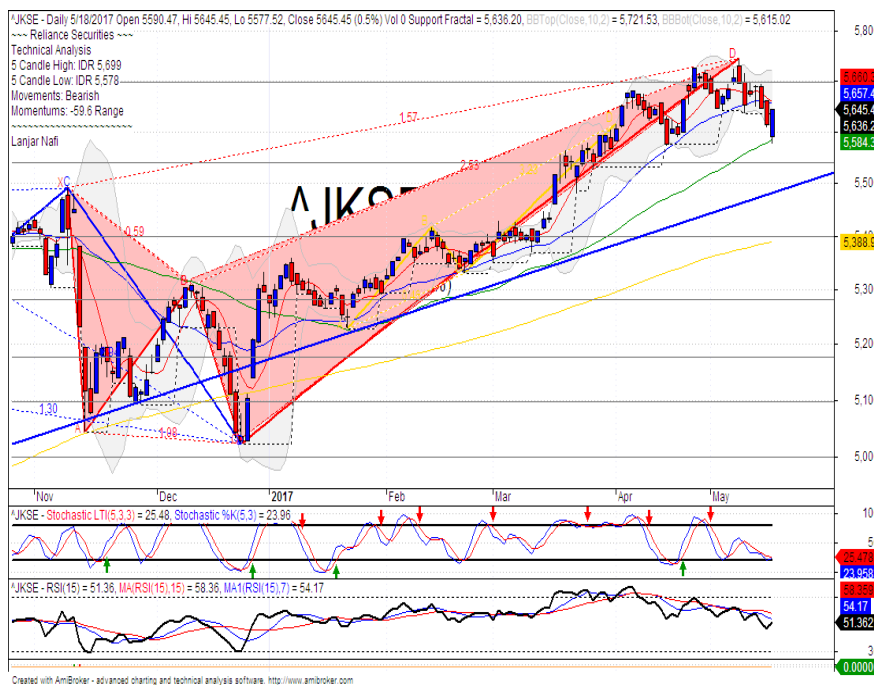
Most Active	Last	Change %	Freq
BUMI	400	13.6	17,990
SRIL	318	0.6	13,837
PBRX	500	1.6	12,831
KBLI	545	(0.9)	9,307
UNTR	23,450	1.5	8,968

Most Volume	Last	Change %	M share
BUMI	400	13.6	13,223
MYRX	132	1.5	8,077
RIMO	143	0.7	6,917
BRMS	70	9.4	3,037
DEWA	55	5.8	2,832

Most Value	Last	Change %	Rp Bil
BBCA	17,400	2.7	699.42
BUMI	400	13.6	502.98
ASII	8,500	1.8	451.45
BBRI	14,100	0.0	402.42
TLKM	4,310	(0.7)	340.36

Source: relitrade next G

IHSG Technical Review



R3	6030
R2	5860
R1	5700
Last	5645.45
S1	5540
S2	5400
S3	5280

Comment:
Touching the MA50 support level. Rebound indications.

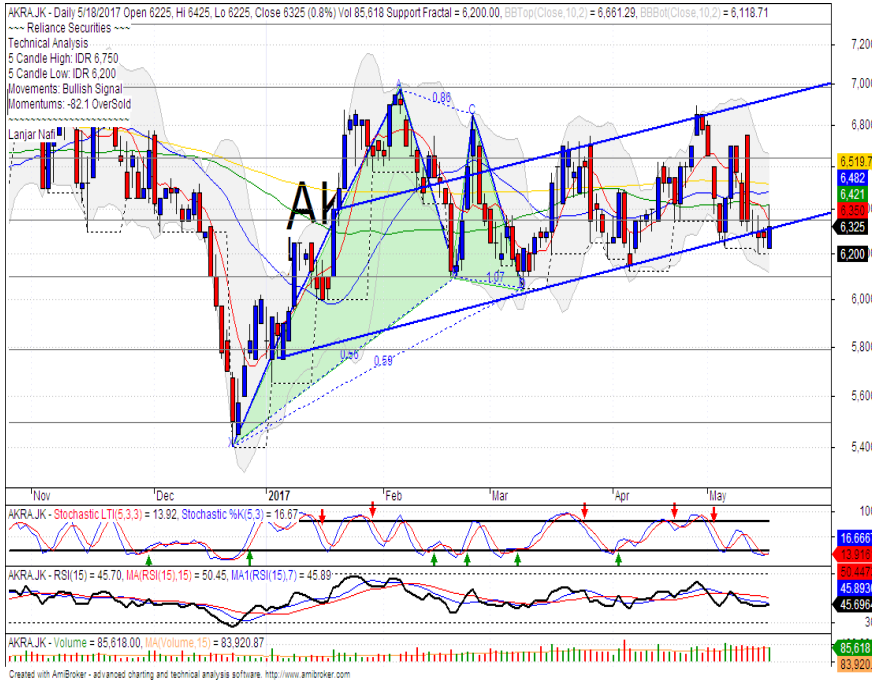
Stochastic has arrived at oversold. Broad golden-cross at oversold oscillator.

RSI consolidations momentum at middle oscillator.

Long term bullish trend movement.

Upside target to MA25 at 5657. Stop-loss if broke the MA50 support level at 5570.

AKRA



R3	7000
R2	6650
R1	6350
Last	6325
S1	6100
S2	5800
S3	5500
SPECULATIVE BUY	

Comment:

Bullish engulfing candlestick pattern. Whipsaw at bullish trend.

Stochastic, golden-cross at oversold oscillator. Broad upside potential.

RSI has consolidations momentum at middle oscillator.

Medium term bullish trend movement.

Upside target to resistance level at 6650. Stop-loss if broke the bullish trend support level at 6200.

ASII



R3	9500
R2	9000
R1	8650
Last	8500
S1	8325
S2	7900
S3	7600
SPECULATIVE BUY	

Comment:

Tweezers bottom candlestick pattern at support level. Reversal signal.

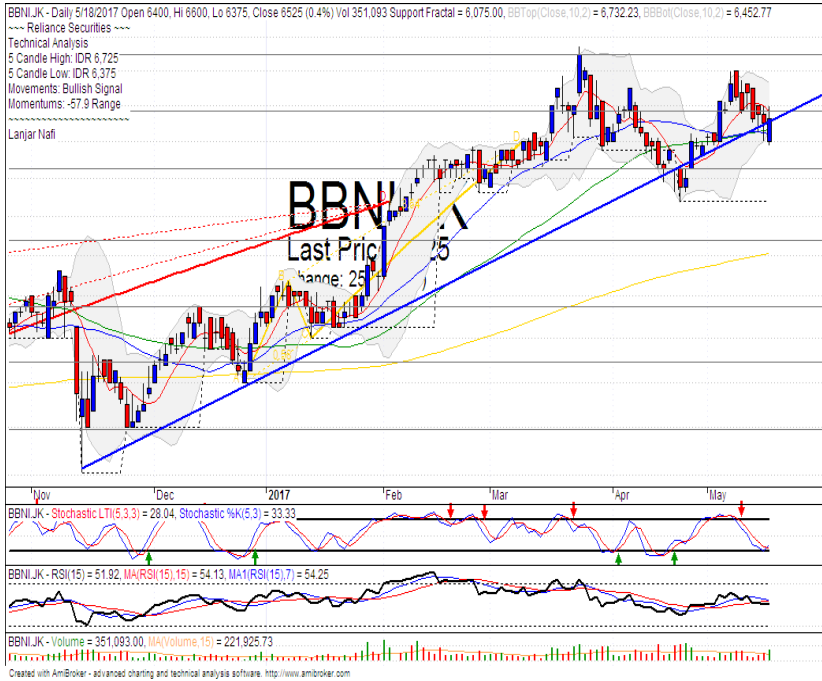
Stochastic golden-cross at oversold oscillator.

RSI bullish reversal momentum at near oversold.

Short term bearish trend movement.

Upside target to upper Bollinger bands at 8900. Stop-loss if broke the support level at 8275.

BBNI



R3	7325
R2	6900
R1	6575
Last	6525
S1	6250
S2	5875
S3	5550
SPECULATIVE BUY	

Comment:

Piercing line candlestick pattern. Whipsaw at bullish trend and MA50 support level.

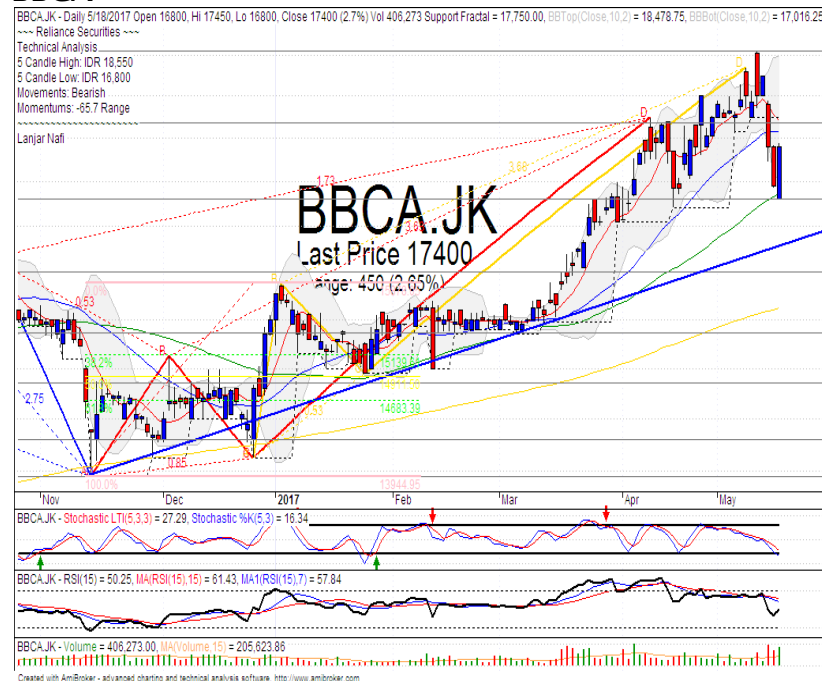
Stochastic golden-cross at oversold oscillator. broad upside target.

RSI consolidations momentum at middle.

Medium term bullish trend movement.

Upside target to 6900. Stop-loss level at 6350 (Broke MA50 support level).

BBCA



R3	19500
R2	18550
R1	17700
Last	17400
S1	16800
S2	16000
S3	15350
SPECULATIVE BUY	

Comment:

Touching the MA50 support level. Reversal signal.

Stochastic golden-cross at oversold oscillator.

RSI bullish consolidations at near oversold oscillator.

Long term bullish trend movement.

Upside target to upper Bollinger bands at 18500. Stop-loss if broke the MA50 at 16700.

Stocks	S2	S1	Closing Price	R1	R2	Technical Notes	Rec	Stop Loss	Rec Buy Prc	Target Price
Plantation										
AALI	13,000	14,000	14,650	14,900	15,850	Consolidations	W	14,200		
LSIP	1,405	1,475	1,490	1,535	1,650	Stoch dead-cross	S	1,470		
Mining										
INCO	1,680	1,800	1,900	1,965	2,120	Consolidations	W	1,850		
Consumer										
UNVR	44,000	46,000	47,575	47,800	50,300	Pulled back resistance level	S	47,500		
INDF	7,250	7,900	8,450	8,500	9,125	Bearish momentum	S	8,300		
KLBF	1,420	1,490	1,535	1,540	1,600	Oversold	TB	1,530		1,600
Trading										
ACES	870	920	965	970	1,030	Rebounded at MA25	TB	910		1,015
AKRA	5,800	6,100	6,325	6,350	6,600	Bullish engulfing	B	6,200	6,300	6,650
UNTR	21,050	22,500	23,450	24,000	25,325	Bullish harami	TB	23,200		25,350
Property & Construction										
LPCK	4,020	4,160	4,270	4,320	4,460	Bearish momentum	S	4,250		
WIKA	1,990	2,200	2,220	2,400	2,600	Double bottom	TB	2,200		2,380
BSDE	1,550	1,630	1,705	1,720	1,830	Consolidations	W	1,620		
WSKT	1,980	2,120	2,230	2,260	2,410	Consolidations	W	2,200		
ADHI	1,955	2,070	2,180	2,200	2,300	Stoch golden-cross	TB	2,150		2,300
Basic Industry & Chemical										
SMGR	8,150	8,725	9,200	9,350	9,900	Overbought	H	9,000		9,300
CPIN	2,850	3,000	3,010	3,210	3,400	Consolidations	TB	2,950		3,210
MAIN	950	1,000	1,045	1,065	1,130	Stoch golden-cross	B	1,010	1,040	1,135
INTP	16,325	17,500	18,100	18,400	19,200	Bearish momentum	S	18,300		
Miscellaneous										
SRIL	288	316	318	350	400	Consolidations	W	310		
ASII	7,900	8,250	8,500	8,600	9,000	Tweezers bottom	TB	8,500		8,875
Finance										
BBTN	2,230	2,340	2,400	2,460	2,590	Rebounded at bullish trend	H	2,400		2,500
BMRI	11,450	11,800	12,150	12,200	12,650	Overbought	H	11,800		12,200
BTPN	2,200	2,340	2,490	2,550	2,770	Consolidations	TB	2,450		2,650
BJBR	1,750	1,915	1,985	2,140	2,210	Consolidations	TB	1,910		2,140
BBRI	13,500	14,000	14,100	14,725	15,500	Bearish momentum	S	13,800		
Infrastructure										
TLKM	3,950	4,200	4,310	4,400	4,570	Consolidations	PS	4,300		
PGAS	2,040	2,200	2,300	2,360	2,550	Bullish harami	TB	2,250		2,420

Source : Reliance Sekuritas Indonesia

Analyst Conclusions:

The index has breaks the support level. Corrections indications

Legend :

- B: BUY (allocate till 100% of the weighted capital to accumulate, higher than 50% upside probability)
- SB: SPECULATIVE BUY (allocate 25%-50% of the weighted capital to accumulate, 25%-50% upside probability)
- W: WAIT (wait for proper entry level, do the stop-loss if necessary)
- H: HOLD (hold the portfolio position, aim for the best price to distribute)
- PS: PARTIAL SELL (distribute 25%-50% part of the portfolio, 25%-50% downside probability)
- S: SELL (distribute till 100% of the portfolio, higher than 50% downside probability)
- TB: TRADING BUY (short term or intraday trading within a tight trading range. Highly speculative).

Ticker	Resistance		Price		Support		Weekly		Indicator			Moving Average		
	Fractal	5/18/2017	Fractal	High	Low	High	Low	Stochastic	RSI	B. Band	25 Days	50 Days	200 Days	
AALIJK	14,950	14,650	14,200	14,850	14,650	14,850	14,650	Neutral	Bearish	Neutral	Middle Bands	Upper	Under	Under
ACESJK	965	965	930	1,020	965	1,020	965	Neutral	Bullish	Neutral	Middle Bands	Upper	Upper	Upper
ADHIJK	2,290	2,180	2,160	2,230	2,200	2,230	2,200	Neutral	Bullish	Neutral	Middle Bands	Under	Under	Under
ADROJK	1,885	1,435	1,850	1,560	1,455	1,560	1,455	Oversold	Bearish	Oversold	Middle Bands	Under	Under	Under
AISAJK	2,370	2,050	2,100	2,200	2,120	2,200	2,120	Oversold	Bullish	Neutral	Middle Bands	Under	Under	Under
AKRAJK	6,750	6,325	6,200	6,750	6,325	6,750	6,325	Oversold	Bullish	Neutral	Middle Bands	Under	Under	Under
ANTMJK	715	695	595	730	625	730	625	Neutral	Bullish	Neutral	Middle Bands	Upper	Under	Under
APLNJK	240	192	202	204	195	204	195	Oversold	Bearish	Oversold	Middle Bands	Under	Under	Under
ASIIJK	9,350	8,500	8,675	8,750	8,500	8,750	8,500	Neutral	Bearish	Neutral	Middle Bands	Under	Under	Upper
ASRIJK	352	318	334	338	322	338	322	Oversold	Bullish	Oversold	Lower Bands	Under	Under	Under
BBCAJK	18,550	17,400	17,750	18,550	17,425	18,550	17,425	Neutral	Bearish	Neutral	Middle Bands	Under	Upper	Upper
BBKPJK	645	600	625	645	615	645	615	Neutral	Bearish	Neutral	Lower Bands	Under	Under	Under
BBNIJK	6,450	6,525	6,075	6,725	6,600	6,725	6,600	Neutral	Bullish	Neutral	Middle Bands	Upper	Upper	Upper
BBRIJK	14,550	14,100	13,725	14,550	14,125	14,550	14,125	Neutral	Bearish	Neutral	Middle Bands	Upper	Upper	Upper
BBTNJK	2,490	2,400	2,300	2,450	2,330	2,450	2,330	Neutral	Bullish	Neutral	Middle Bands	Upper	Upper	Upper
BDMNJK	5,025	4,950	4,850	5,075	4,990	5,075	4,990	Neutral	Bearish	Neutral	Middle Bands	Upper	Upper	Upper
BHITJK	126	122	116	125	121	125	121	Neutral	Bullish	Neutral	Middle Bands	Upper	Under	Under
BJBRJK	2,040	1,985	1,960	2,020	1,995	2,020	1,995	Neutral	Bearish	Neutral	Middle Bands	Under	Under	Under
BJTMJK	720	655	665	685	665	685	665	Neutral	Bearish	Neutral	Middle Bands	Under	Upper	Upper
BKSLJK	80	77	76	80	78	80	78	Neutral	Bearish	Oversold	Middle Bands	Under	Under	Under
BMRIJK	12,175	12,150	11,925	12,175	12,050	12,175	12,050	Neutral	Bullish	Neutral	Middle Bands	Upper	Upper	Upper
BMTRJK	710	620	615	710	640	710	640	Neutral	Bearish	Neutral	Middle Bands	Upper	Upper	Under
BSDEJK	1,865	1,705	1,745	1,820	1,715	1,820	1,715	Neutral	Bearish	Neutral	Lower Bands	Under	Under	Under
BTPNJK	2,600	2,490	2,460	2,540	2,530	2,540	2,530	Neutral	Bullish	Neutral	Middle Bands	Under	Under	Under
BWPTJK	282	278	266	282	276	282	276	Neutral	Bullish	Neutral	Middle Bands	Under	Under	Upper
CMNPJK	1,420	1,370	1,370	1,400	1,375	1,400	1,375	Neutral	Bearish	Oversold	Middle Bands	Under	Under	Under
CPINJK	3,400	3,010	2,980	3,090	3,020	3,090	3,020	Neutral	Bearish	Neutral	Middle Bands	Under	Under	Under
CSAPJK	505	472	470	484	472	484	472	Neutral	Bearish	Neutral	Middle Bands	Upper	Under	Under
CTRAJK	1,320	1,115	1,150	1,195	1,135	1,195	1,135	Oversold	Bearish	Neutral	Middle Bands	Under	Under	Under
DILDJK	440	416	404	424	414	424	414	Neutral	Bullish	Neutral	Middle Bands	Under	Under	Under
EXCLJK	3,180	3,030	3,010	3,180	3,070	3,180	3,070	Neutral	Bearish	Neutral	Middle Bands	Under	Under	Upper
GGRMJK	68,575	72,025	69,500	74,000	71,350	74,000	71,350	Neutral	Bearish	Neutral	Middle Bands	Upper	Upper	Upper
GIAAJK	360	342	340	354	346	354	346	Oversold	Bullish	Neutral	Middle Bands	Under	Under	Under
GJTLJK	1,075	1,020	1,010	1,075	1,035	1,075	1,035	Neutral	Bearish	Neutral	Middle Bands	Under	Under	Under
HEXAJK	4,600	3,830	3,810	4,000	3,900	4,000	3,900	Neutral	Bearish	Neutral	Middle Bands	Under	Under	Upper
HRUMJK	2,650	2,180	1,970	2,200	2,090	2,200	2,090	Neutral	Bullish	Neutral	Middle Bands	Under	Under	Upper
ICBPJK	8,750	8,700	8,500	8,750	8,675	8,750	8,675	Neutral	Bullish	Neutral	Middle Bands	Upper	Upper	Under
IMASJK	1,150	1,100	1,105	1,150	1,100	1,150	1,100	Neutral	Bearish	Neutral	Lower Bands	Under	Under	Under
INCOJK	2,300	1,900	1,865	2,000	1,910	2,000	1,910	Neutral	Bullish	Neutral	Middle Bands	Under	Under	Under
INDFJK	8,525	8,450	8,300	8,525	8,500	8,525	8,500	Neutral	Bullish	Neutral	Middle Bands	Upper	Upper	Upper
INDYJK	1,320	810	735	905	840	905	840	Oversold	Bullish	Neutral	Middle Bands	Under	Upper	Upper
INTAJK	362	358	282	362	348	362	348	Overbought	Bearish	Neutral	Middle Bands	Under	Under	Upper
INTPJK	18,650	18,100	15,800	18,650	17,625	18,650	17,625	Overbought	Bearish	Neutral	Middle Bands	Upper	Upper	Upper
ITMGJK	19,100	15,300	14,500	16,725	15,200	16,725	15,200	Oversold	Bullish	Oversold	Middle Bands	Under	Under	Upper
JFPAJK	1,580	1,200	1,040	1,265	1,100	1,265	1,100	Neutral	Bullish	Neutral	Middle Bands	Under	Under	Under
JSMRJK	4,850	4,800	4,660	4,850	4,810	4,850	4,810	Neutral	Bearish	Neutral	Middle Bands	Upper	Upper	Upper
KUJAJK	340	324	312	328	322	328	322	Neutral	Bearish	Neutral	Middle Bands	Under	Under	Upper
KLBFJK	1,580	1,535	1,515	1,580	1,525	1,580	1,525	Oversold	Bullish	Neutral	Middle Bands	Under	Under	Under
KRASJK	540	515	500	540	510	540	510	Neutral	Bullish	Neutral	Middle Bands	Under	Under	Under
LPCKJK	4,910	4,270	4,450	4,910	4,410	4,910	4,410	Oversold	Bearish	Neutral	Middle Bands	Under	Under	Under
LPKRJK	850	715	775	805	730	805	730	Oversold	Bearish	Neutral	Lower Bands	Under	Under	Under
LPPFJK	15,400	14,650	14,200	15,400	14,825	15,400	14,825	Neutral	Bearish	Neutral	Middle Bands	Upper	Upper	Under
LSIPJK	1,530	1,490	1,395	1,530	1,500	1,530	1,500	Overbought	Bearish	Neutral	Middle Bands	Upper	Upper	Under
MAINJK	1,075	1,045	1,025	1,075	1,035	1,075	1,035	Neutral	Bullish	Oversold	Middle Bands	Under	Under	Under
MAPIJK	6,475	5,950	6,225	6,625	6,000	6,625	6,000	Oversold	Bearish	Neutral	Lower Bands	Under	Under	Upper
MASAJK	240	220	226	240	222	240	222	Oversold	Bullish	Neutral	Middle Bands	Under	Under	Under
MNCNJK	2,050	1,865	1,905	2,020	1,920	2,020	1,920	Neutral	Bearish	Neutral	Middle Bands	Under	Upper	Upper
MPPAJK	850	805	815	850	825	850	825	Oversold	Bearish	Oversold	Middle Bands	Under	Under	Under
MTLAJK	332	328	322	330	324	330	324	Neutral	Bearish	Neutral	Middle Bands	Upper	Upper	Upper
MYORJK	2,450	2,180	2,100	2,300	2,170	2,300	2,170	Oversold	Bullish	Neutral	Middle Bands	Upper	Upper	Upper
PGASJK	2,470	2,300	2,340	2,470	2,310	2,470	2,310	Neutral	Bearish	Neutral	Lower Bands	Under	Under	Under
PTBAJK	13,075	10,600	10,575	11,150	10,950	11,150	10,950	Oversold	Bearish	Neutral	Middle Bands	Under	Under	Under
RALSJK	1,420	1,340	1,270	1,420	1,355	1,420	1,355	Neutral	Bearish	Neutral	Middle Bands	Upper	Upper	Upper
ROTIJK	1,670	1,540	1,540	1,740	1,550	1,740	1,550	Oversold	Bearish	Neutral	Lower Bands	Under	Under	Under
SCMAJK	2,950	2,870	2,830	2,950	2,870	2,950	2,870	Neutral	Bearish	Neutral	Middle Bands	Upper	Upper	Upper
SGROJK	2,150	2,000	2,000	2,100	2,020	2,100	2,020	Oversold	Bearish	Neutral	Lower Bands	Under	Under	Upper
SIMPJK	635	600	585	635	605	635	605	Neutral	Bearish	Neutral	Middle Bands	Under	Under	Upper
SMCBJK	940	840	870	900	855	900	855	Neutral	Bearish	Oversold	Lower Bands	Under	Under	Under
SMGRJK	9,225	9,200	8,600	9,225	8,875	9,225	8,875	Overbought	Bearish	Neutral	Upper Bands	Upper	Upper	Under
SMRAJK	1,445	1,225	1,330	1,365	1,250	1,365	1,250	Oversold	Bearish	Oversold	Lower Bands	Under	Under	Under
SRILJK	362	318	282	356	324	356	324	Oversold	Bearish	Neutral	Middle Bands	Upper	Under	Upper
SSIAJK	790	645	660	705	655	705	655	Oversold	Bullish	Neutral	Middle Bands	Under	Under	Upper
SSMSJK	1,725	1,745	1,630	1,750	1,740	1,750	1,740	Overbought	Bearish	Neutral	Middle Bands	Upper	Upper	Upper
TLKMJK	4,450	4,310	4,310	4,440	4,340	4,440	4,340	Neutral	Bearish	Neutral	Lower Bands	Upper	Upper	Upper
TOTLJK	835	745	800	835	760	835	760	Oversold	Bearish	Neutral	Lower Bands	Under	Under	Under
UNTRJK	26,325	23,450	24,750	25,350	24,000	25,350	24,000	Oversold	Bearish	Neutral	Middle Bands	Under	Under	Upper
UNVRJK	48,575	47,575	44,325	48,575	47,025	48,575	47,025	Neutral	Bearish	Overbought	Middle Bands	Upper	Upper	Upper

Source : Reliance Research

Legend :

- Movement: Bullish and Bearish (Indicator Stochastic)
- Momentum: Oversold, Overbought and Neutral (Indicator RSI)
- Resistance Fractal: Strong Resistance
- Support Fractal: Strong Support
- Green: Good Conditions
- Red: Poor Conditions

HEAD OFFICE

Reliance Building

Jl. Pluit Sakti Raya No. 27AB,
Pluit
Jakarta 14450
T. +62 21 661 7768
F. +62 21 661 9884

RESEARCH DIVISION

Robertus Yanuar Hardy

robertus@reliance-securities.com

Rio Adrianus

rio.adrianus@reliance-securities.com

Lanjar Nafi Taulat I

lanjar@reliance-securities.com

Aji Setiawan

aji@reliance-securities.com

Shanti Dwi Jayanti

santi@reliance-securities.com

Head of Research

Research Analyst

Technical Research Analyst

Associate Research Analyst

Associate Research Analyst

EQUITY DIVISION

Jakarta- Pluit

Jl. Pluit Sakti Raya No. 27AB,
Pluit
Jakarta 14450
T. +62 21 661 7768
F. +62 21 661 9884

Bandung

Jl.Cisangkuy No.58
Bandung 40115
T. +62 22 721 8200
F. +62 22 721 9255

Surabaya - Gubeng

Jl. Bangka No. 22
Surabaya 60281
T. +62 31 501 1128
F. +62 31 503 3196

Makassar

Jl. Boto Lempangan No. 34 J
Makassar- Sulawesi Selatan
T. +62 411 3632388
F. +62 411 3614634

Jakarta - Sudirman

Menara Batavia Ground Floor
Jl.KH.Mas Mansyur Kav 126
Jakarta 10220
T. +62 21 57905455
F. +62 21 57950728

Tasikmalaya

Ruko Tasik Indah Plaza No.21
Jl. KHZ Mustofa No. 345
Tasikmalaya 46121
T. +62 265 345000
F. +62 265 345003

Surabaya - Diponegoro

Jl. Diponegoro No.26D
Surabaya 60261
T. +62 31 567 0388
F. +62 31 561 0528

Medan

Jl. Teuku Amir Hamzah No.40-O
Medan 20117
T. +62 61 6638592
F. +62 61 6638023

Jakarta - Kebon Jeruk

Plaza Kebon Jeruk
Jl.Raya Perjuangan Blok A/2
Jakarta 11530
T. +62 21 532 4074
F. +62 21 536 2157

Malang

Jl. Guntur No. 19
Malang 65112
T. +62 341 347 611
F. +62 341 347 615

Bali - Denpasar

Dewata Square Blok A3
Jl. Letda Tantular Renon
Denpasar 802361
T. +62 361 225099
F. +62 361 245099

Tangerang

Jl. Pahlawan Seribu Ruko BSD
Sektor 7 Blok RK kav. 9
Tangerang 15310
T. +62 21 5387495
F. +62 21 5387494

Pekanbaru

Jl. Jendral Sudirman No.73
Pekanbaru-Riau
T. +62 761 848414
F. +62 761 849456

Pontianak

Jl. MT Haryono No. 6
Pontianak 78121
T. +62 561 575674
F. +62 561 575670

Jakarta - Centro

Ruko Centro Residence Kav. 4-5
Tower C Lt. 1 No. 26-29
Jl. Macan, Daan Mogot
Jakarta 14450
T. +62 21 56945227
F. +62 21 56945226

Solo

Jl. Slamet Riyadi 330^a
Solo 57145
T. +62 271 736599
F. +62 271 733478

Balikpapan

Ruko Bukit Damai Indah
Blok I, No. 3, Rt.34
Jl. MT. Haryono, Gunung
Bahagia, Balikpapan Selatan
76114
T. +62 542 746313
F. +62 542 746317

IDX CORNER & INVESTMENT GALLERY

President University

Resto Plaza 1F - Jababeka
Education Park
Jl. Ki Hajar Dewantara Raya
Cikarang - Bekasi 17550
T. +62 21 89106030

Universitas Siliwangi Tasikmalaya

Jl. Siliwangi No. 24
Tasikmalaya 46151
T. +62 265 323685
F. +62 265 323534

Politeknik Kediri

Jl. Mayor Bismo No. 27
Kediri 64121
T. +62 354 683128
F. +62 354 683128

Universitas Muhammadiyah Sidoarjo

Jl. Majapahit 666 B
Sidoarjo, Jawa Timur
T. +62 31 8945444
F. +62 31 8949333

Universitas Tanjungpura Pontianak

Jl. Jendral Ahmad Yani
Pontianak 78124
T. +62 561 743465
F. +62 561 766840

Universitas Pesantren Tinggi Darul Ulum

Kompleks Pp Darul Ulu,
Peterongan
Jombang, Jawa Timur 60281
T. +62 321 873655
F. +62 321 875771

STIE "AUB" Surakarta

Jl. Mr. Sartono 97, Cengklik
Nusukan, Surakarta 57135
T. +62 271 854803
F. +62 271 853084

Universitas Surabaya

Jl. Raya Kalirungkut
Surabaya 60293
T. +62 31 298 1203
F. +62 31 298 1204

Universitas Muhammadiyah Gresik

Jl. Sumatra 101 GKB
Gresik 61121
T. +62 31 395 1414
F. +62 31 395 2585

Universitas Negeri Malang

Jl. Surabaya No. 6
Malang 65145
T. +62 341 585914
F. +62 341 55288

Universitas Muhammadiyah Malang

Jl. Raya Tlogomas 246
Malang 65144
T. +62 341 464318-9
F. +62 341 460782

FSEI IAIN Antasari

Jl. Ahmad Yani Km. 4,5
Banjarmasin
T. + 62 511 3265783

STIE Malangkececwara

Jl. Terusan Candi Kalasan
Malang 65142
T. +62 341 491813
F. +62 341 495619

STIESIA Surabaya

Jl. Menur Pumpungan 30
Surabaya
T. +62 31 5947505
F. +62 31 5932218

Universitas 17 Agustus 1945 Banyuwangi

Jl. Adi Sucipto 26
Banyuwangi, Jawa Timur
T. +62 333 419613
F. +62 333 419163

STIE Tri Bhakti

Jl. Teuku Umar No. 24
Cut Meutia Setiakawan,
Bekasi
T. +62 21 82429400,
82429500
F. +62 271 726156

Universitas Islam Kalimantan

Jl. Adiyaksa No. 2, Kayu
Tangi, Banjarmasin
T. + 62 511 3303871
F. + 62 511 3303871

STIKOM Bali

Jalan Puputan No. 86, Renon,
Denpasar
T. +62361 244445
F. +62361 264773

Universitas Muhammadiyah Pontianak

Fakultas Ekonomi UM
Pontianak
Jl. Ahmad Yani, No. 111,
Pontianak 78124
T. +62561 743465
F. +62561 766840

Universitas Negeri Makassar

Fakultas Ekonomi Gedung BT
Lt.2
Jl. A.P. Pettarani, Kampus
UNM, Gunungsari Baru
Makassar 90222
T. +62 411 889464 / 881244
F. +62 411 887604

STIE AAS Surakarta

Jl. Slamet Riyadi No. 361,
Kartasura, Surakarta
T. +62 271 726156
F. +62 271 726156

UPN "Veteran" Yogyakarta

Jl. Babarsari 2, Tambak Bayan
Yogyakarta
T. +62 274 485268
F. +62 274 487147

Disclaimer:

Information, opinions and recommendations contained in this document are presented by PT Reliance Sekuritas Indonesia Tbk. from sources that are considered reliable and dependable. This document is not an offer, invitation or any kind of representations to decide to buy or sell stock. Investment decisions taken based on this document is not the responsibility of PT Reliance Sekuritas Indonesia Tbk. PT Reliance Sekuritas Indonesia Tbk. reserves the right to change the contents of this document at any time without prior notice.