

## Market View

Mengikuti mayoritas indeks saham di Asia, IHSG (+0.61%) menguat cukup signifikan sejak awal sesi perdagangan dengan ditutup naik 35.35 poin dilevel 5801.49 dengan value dan volume yang standart. Aneka Industri (1.11%) memimpin penguatan disusul Industri Dasar (1.08%) dan Property (1.08%). Data penjualan motor bulan July naik signifikan 76.4% dari -26.9% di periode sebelumnya menjadi salah satu sentimen positif pada pertumbuhan tingkat kemampuan konsumen. Namun dari sisi aliran dana investor asing yang masuk ke bursa saham Indonesia masih cenderung net sell dimana tercatat total net sell sebesar 298.06 Miliar rupiah dengan net sell -202.45 Miliar rupiah pada pasar reguler dan net sell 95.62 Miliar rupiah.

**Leaders:**

BRAM (+19.4%), DSSA (+9.1%), TCID (+5.7%)

**Laggards:**

LPGI (-7.1%), GEMS (-10%), MAPI (-2.6%)

Pergerakan IHSG yang kembali terkonsolidasi pasca tekanan jual pada akhir pekan membuat kembali terlihat tertahan pada support MA50 (5785) dan mencoba whipsaw pada level bullish trend jangka panjang (5800). Indikator Stochastic berpola dead-cross pasca tekanan jual yang cukup signifikan terlihat diakhir pekan lalu namun Momentum pergerakan IHSG cenderung flat pada oscillator tengah. Dengan demikian percobaan penguatan masih berpeluang besar dengan range pergerakan 5785-5850. Saham-saham yang masih dapat dicermati diantaranya ACES, ASII, GJTL, ICBP, JPFA, MNCN, GGRM, LPPF, UNVR.

Bursa saham di Asia sebagian dibuka optimis dimana Nikkei (+1.32%) dan Topix (+1.31%) menguat setelah pada perdagangan sebelumnya tertekan diantara penguatan mayoritas bursa saham di Asia. Minyak mentah WTI (+0.15%) naik terkonsolidasi sedangkan harga Emas (-0.55%), Nikel (-1.97%) dan Batubara (-0.37%) melemah.

## IHSG Technical Review



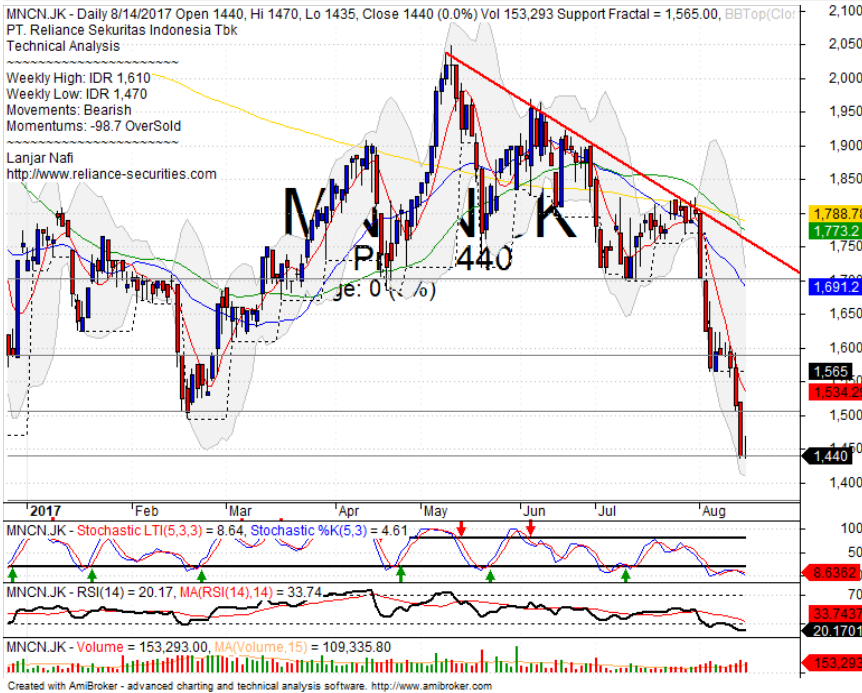
**Analyst:**  
Lanjar Nafi

[lanjar@reliance-securities.com](mailto:lanjar@reliance-securities.com)

+62 21 5793 0008 ext. 604

your **reliable** partner | 1

## MNCN



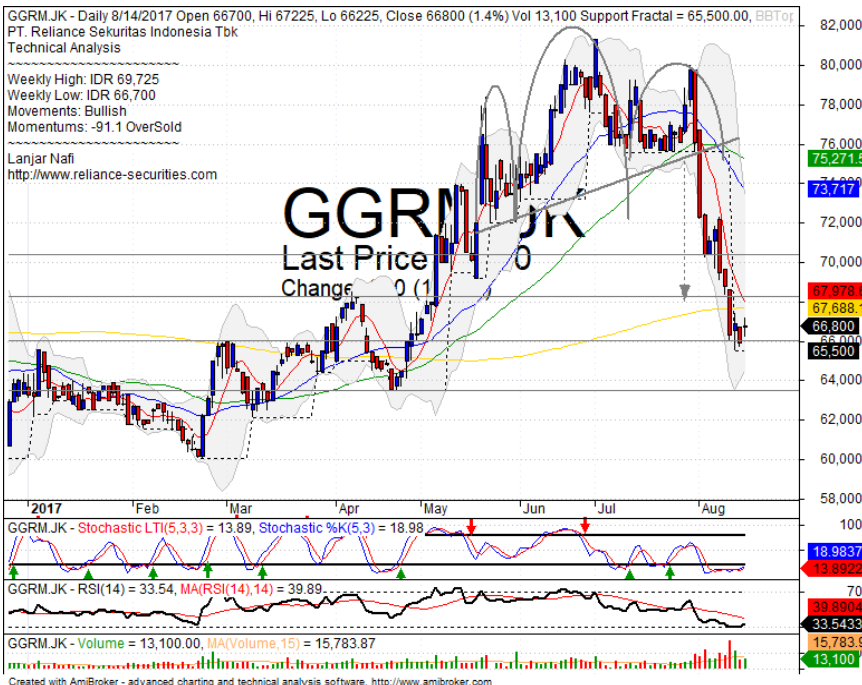
## SPECULATIVE BUY

### Analisis:

- *Candlestick* membentuk pola *tweezers bottom* dengan indikasi *rebound* pada *level support*.
- Harga saham berpeluang besar menguji *resistance* terdekat.
- Batasan *stop-loss* jika harga saham terkonfirmasi *break out support*
- Indikator *Stochastic* telah membentuk pola *golden-cross* dengan Indikator *RSI* yang memiliki *momentum* jenuh jual.

- **Support** : 1370-1440
- **Resistance** : 1510-1590
- **Stop-loss** : 1420
- **Target Price** : 1535

## GGRM



## SPECULATIVE BUY

### Analisis:

- Pola *Candlestick* terkonsolidasi dan mencoba mengkonfirmasi pola *bullish harami*
- Harga saham mencoba *whipsaw* pada *level support* MA200
- Batasan *stop-loss* jika *break out support*.
- Indikator *Stochastic* membentuk pola *golden-cross* pada area jenuh jual yang telah cukup rendah seiring *Momentum reversal* dari *RSI* yang cenderung positif.

- **Support** : 63550-6600
- **Resistance** : 68250-70350
- **Stop-loss** : 65800
- **Target Price** : 70350

## LPPF



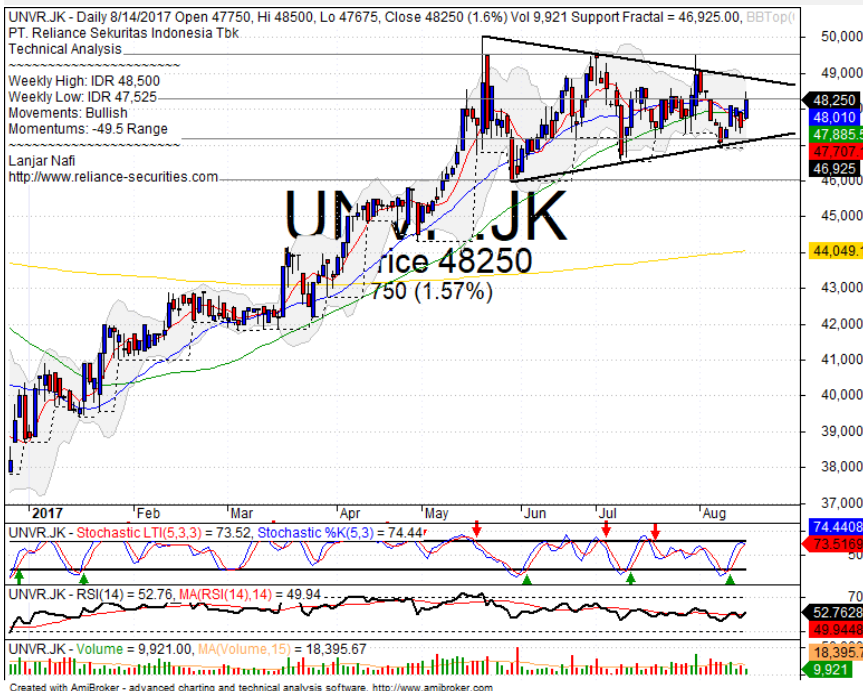
## TRADING BUY

### Analisis:

- Bentuk *Candlestick* terkonsolidasi dengan membentuk pola *above the stomach* dan berindikasi positif membentuk pola *double bottom*.
- Harga saham akan melakukan pengujian *resistance neckline* yang kemudian akan mencoba mengkonfirmasi pergerakan pola.
- Batasan *stop-loss* berada pada level dibawah *support*.
- Indikator *Stochastic* telah berpotensi *golden-cross* pada area jenuh jual dengan *momentum reversal* RSI yang mulai terlihat.

- Support** : 9850-10550
- Resistance** : 11450-12175
- Stop-loss** : 10500
- Target Price** : 11450-11900

## UNVR



## BUY

### Analisis:

- Harga saham berhasil bertahan pada level *support MA50* dan berindikasi cukup positif membentuk pola *triangle pattern* dengan potensi *bullish continuations* jika berhasil *break out* dinding atas *triangle*.
- Batasan *stop-loss* jika terkonfirmasi *false break support MA50*.
- Indikator *Stochastic* telah terkonsolidasi dengan pergerakan menguat menuju area jenuh beli dengan *momentum* RSI yang mulai bergerak dari *middle oscillator*.

- Support** : 46000-47200
- Resistance** : 48300-49500
- Stop-loss** : 47600
- Target Price** : 49000-51000

Stocks	S2	S1	Closing Price	R1	R2	Technical Notes	Rec	Stop Loss	Rec Buy Prc	Target Price
<b>Plantation</b>										
AALI	14,800	15,000	15,000	15,400	15,725	Bearish momentum	S	14,900		
LSIP	1,330	1,365	1,385	1,400	1,475	Bearish momentum	S	1,360		
<b>Mining</b>										
INCO	2,300	2,510	2,540	2,670	2,850	Pulled back resistance level	S	2,500		
<b>Consumer</b>										
UNVR	46,000	47,175	48,250	48,275	49,500	Consolidations	SB	47,000	48,200	49,500
INDF	7,900	8,100	8,250	8,500	9,125	Bearish consolidations	W	8,100		
KLBF	1,650	1,700	1,725	1,760	1,810	Bearish momentum	W	1,680		
<b>Trading</b>										
ACES	1,000	1,050	1,080	1,100	1,145	Rebounded at MA50	TB	1,040		1,145
AKRA	6,300	6,500	6,650	6,750	7,000	Rebounded at MA50	TB	6,500		7,000
UNTR	29,200	29,200	29,900	30,300	31,250	Double top	PS	29,000		
<b>Property &amp; Construction</b>										
LPCK	4,610	4,770	4,790	5,000	5,150	Bearish momentum	S	4,760		
WIKA	1,970	2,050	2,060	2,110	2,200	Rectangle	TB	2,040		2,140
BSDE	1,675	1,770	1,810	1,820	1,870	Consolidations	W	1,710		
WSKT	2,120	2,260	2,350	2,410	2,600	Consolidations	H	2,250		2,410
ADHI	1,945	2,050	2,110	2,100	2,160	Bearish momentum	W	2,040		
<b>Basic Industry &amp; Chemical</b>										
SMGR	10,200	10,700	10,975	11,100	11,400	Overbought	PS	10,600		
CPIN	2,600	2,700	2,750	2,800	2,900	Inverted flag pattern	S	2,680		
MAIN	850	860	910	930	1,020	Oversold	TB	900		1,000
INTP	18,000	18,375	18,875	19,000	19,500	Bearish momentum	PS	18,300		
<b>Miscellaneous</b>										
SRIL	295	316	332	356	400	Whipsaw at MA50	TB	314		356
ASII	7,400	7,625	7,850	7,900	8,150	Consolidations	TB	7,600		8,175
<b>Finance</b>										
BBTN	2,590	2,700	2,740	2,840	2,970	Overbought	PS	2,680		
BMRI	12,450	13,000	13,250	13,500	13,900	Head and shoulders	S	13,100		
BTPN	2,490	2,550	2,580	2,590	2,630	Consolidations	H	2,540		
BJBR	2,480	2,680	2,700	2,840	3,050	Dark cloud cover	S	2,670		
BBRI	14,000	14,775	15,075	15,100	15,500	Consolidations	H	14,700		15,200
<b>Infrastructure</b>										
TLKM	4,400	4,570	4,710	4,800	5,025	Stoch golden-cross	SB	4,550	4,700	4,850
PGAS	2,040	2,120	2,120	2,210	2,400	Consolidations	W	2,120		

Source : Reliance Sekuritas Indonesia

## Analyst Conclusions:

The index has alive at upper MA50 support level. Bullish continuations indications.

Legend :

- B: BUY (allocate till 100% of the weighted capital to accumulate, higher than 50% upside probability)
- SB: SPECULATIVE BUY (allocate 25%-50% of the weighted capital to accumulate, 25%-50% upside probability)
- W: WAIT (wait for proper entry level, do the stop-loss if necessary)
- H: HOLD (hold the portfolio position, aim for the best price to distribute)
- PS: PARTIAL SELL (distribute 25%-50% part of the portfolio, 25%-50% downside probability)
- S: SELL (distribute till 100% of the portfolio, higher than 50% downside probability)
- TB: TRADING BUY (short term or intraday trading within a tight trading range. Highly speculative).

Ticker	Resistance	Price	Support	Weekly	Weekly	Indicator			Moving Average			
	Fractal	8/14/2017	Fractal	High	Low	Stochastic	RSI	B. Band	25 Days	50 Days	200 Days	
AALI.JK	15,275	15,000	14,725	15,300	15,000	Neutral	Bearish	Neutral	Middle Bands	Under	Upper	Under
ACES.JK	1,125	1,080	1,065	1,115	1,090	Neutral	Bearish	Neutral	Middle Bands	Under	Upper	Upper
ADHI.JK	2,150	2,110	2,030	2,150	2,090	Neutral	Bearish	Neutral	Middle Bands	Under	Under	Under
ADRO.JK	1,920	1,850	1,805	1,870	1,850	Neutral	Bullish	Neutral	Middle Bands	Upper	Upper	Upper
AISA.JK	1,375	1,080	905	1,170	1,080	Oversold	Bullish	Neutral	Middle Bands	Under	Under	Under
AKRA.JK	7,000	6,650	6,500	6,750	6,575	Neutral	Bullish	Neutral	Middle Bands	Upper	Upper	Upper
ANTM.JK	710	685	645	710	675	Neutral	Bearish	Neutral	Middle Bands	Under	Under	Under
APLN.JK	236	240	222	244	228	Neutral	Bullish	Overbought	Upper Bands	Upper	Upper	Upper
ASII.JK	8,850	7,850	7,650	8,000	7,900	Neutral	Bearish	Neutral	Middle Bands	Under	Under	Under
ASRI.JK	362	350	304	366	354	Neutral	Bearish	Neutral	Middle Bands	Upper	Upper	Under
BBCA.JK	19,050	18,750	18,550	19,050	18,825	Neutral	Bearish	Neutral	Middle Bands	Upper	Upper	Upper
BBKP.JK	640	600	600	610	610	Neutral	Bearish	Neutral	Middle Bands	Under	Under	Under
BBNI.JK	7,450	7,300	7,125	7,350	7,275	Neutral	Bearish	Neutral	Middle Bands	Upper	Upper	Upper
BBRI.JK	15,000	15,075	14,300	15,100	15,000	Neutral	Bullish	Neutral	Middle Bands	Upper	Upper	Upper
BBTN.JK	2,780	2,740	2,570	2,780	2,690	Neutral	Bearish	Neutral	Middle Bands	Upper	Upper	Upper
BDMN.JK	5,550	5,275	5,275	5,550	5,425	Neutral	Bearish	Neutral	Middle Bands	Upper	Upper	Upper
BHIT.JK	110	100	98	105	100	Oversold	Bearish	Oversold	Middle Bands	Under	Under	Under
BJBR.JK	2,990	2,700	2,050	2,990	2,710	Neutral	Bearish	Overbought	Middle Bands	Upper	Upper	Upper
BJTM.JK	660	715	640	720	700	Overbought	Bullish	Neutral	Middle Bands	Upper	Upper	Upper
BKSL.JK	99	129	91	130	115	Overbought	Bullish	Overbought	Upper Bands	Upper	Upper	Upper
BMRI.JK	13,675	13,250	13,050	13,500	13,300	Neutral	Bearish	Neutral	Middle Bands	Under	Upper	Upper
BMTR.JK	640	498	505	520	505	Oversold	Bearish	Neutral	Middle Bands	Under	Under	Under
BSDE.JK	1,850	1,810	1,765	1,850	1,810	Neutral	Bearish	Neutral	Middle Bands	Upper	Upper	Under
BTPN.JK	2,600	2,580	2,510	2,600	2,510	Neutral	Bullish	Neutral	Upper Bands	Upper	Upper	Under
BWPT.JK	232	216	212	230	224	Neutral	Bearish	Neutral	Middle Bands	Under	Under	Under
CMNP.JK	1,335	1,330	1,315	1,370	1,330	Neutral	Bearish	Neutral	Middle Bands	Under	Under	Under
CPIN.JK	2,840	2,750	2,720	2,850	2,780	Neutral	Bearish	Neutral	Middle Bands	Under	Under	Under
CSAP.JK	468	464	456	468	462	Neutral	Bullish	Neutral	Middle Bands	Upper	Under	Under
CTRA.JK	1,215	1,165	990	1,215	1,100	Neutral	Bearish	Neutral	Middle Bands	Upper	Upper	Under
DILD.JK	428	400	400	428	410	Neutral	Bearish	Neutral	Middle Bands	Under	Under	Under
EXCL.JK	3,630	3,400	3,390	3,520	3,450	Neutral	Bearish	Neutral	Middle Bands	Upper	Upper	Upper
GGRM.JK	72,375	66,800	65,500	69,725	66,700	Oversold	Bullish	Neutral	Middle Bands	Under	Under	Under
GIAA.JK	348	342	338	348	342	Neutral	Bearish	Neutral	Middle Bands	Under	Under	Under
GJTL.JK	990	960	960	990	970	Oversold	Bullish	Neutral	Middle Bands	Under	Under	Under
HEXA.JK	4,240	4,100	3,980	4,200	4,020	Neutral	Bullish	Neutral	Middle Bands	Upper	Upper	Upper
HRUM.JK	2,510	2,400	2,310	2,470	2,390	Neutral	Bullish	Neutral	Middle Bands	Upper	Upper	Upper
ICBP.JK	8,675	8,350	8,175	8,400	8,350	Overbought	Bearish	Neutral	Middle Bands	Under	Under	Under
IMAS.JK	1,095	1,100	1,015	1,140	1,020	Neutral	Bearish	Neutral	Middle Bands	Upper	Under	Under
INCO.JK	2,690	2,540	2,340	2,690	2,460	Neutral	Bearish	Neutral	Middle Bands	Upper	Upper	Upper
INDF.JK	8,475	8,250	8,150	8,475	8,350	Neutral	Bearish	Neutral	Middle Bands	Under	Under	Upper
INDY.JK	900	910	840	930	865	Neutral	Bullish	Neutral	Middle Bands	Upper	Upper	Upper
INTA.JK	300	300	286	302	296	Neutral	Bullish	Neutral	Middle Bands	Upper	Upper	Under
INTP.JK	19,200	18,875	18,025	19,200	18,800	Neutral	Bearish	Neutral	Middle Bands	Upper	Upper	Upper
ITMG.JK	21,125	19,950	19,925	20,725	20,150	Oversold	Bearish	Neutral	Middle Bands	Under	Upper	Upper
JPPA.JK	1,225	1,140	1,100	1,155	1,140	Neutral	Bullish	Neutral	Middle Bands	Under	Under	Under
JSMR.JK	5,650	5,450	5,275	5,650	5,550	Neutral	Bearish	Neutral	Middle Bands	Upper	Upper	Upper
KIJA.JK	320	316	310	320	316	Neutral	Bearish	Neutral	Middle Bands	Under	Under	Upper
KLBF.JK	1,665	1,725	1,690	1,750	1,730	Neutral	Bullish	Neutral	Middle Bands	Upper	Upper	Upper
KRAS.JK	595	575	565	605	575	Neutral	Bearish	Neutral	Middle Bands	Under	Under	Under
LPCK.JK	4,910	4,790	4,270	4,910	4,790	Overbought	Bearish	Neutral	Middle Bands	Upper	Upper	Under
LPKR.JK	795	775	670	795	750	Neutral	Bearish	Neutral	Middle Bands	Upper	Upper	Upper
LPPF.JK	11,550	10,975	10,375	11,400	10,900	Neutral	Bearish	Neutral	Middle Bands	Under	Under	Under
LSIP.JK	1,435	1,385	1,365	1,435	1,400	Neutral	Bearish	Neutral	Middle Bands	Under	Under	Under
MAIN.JK	1,100	910	905	935	915	Neutral	Bearish	Oversold	Middle Bands	Under	Under	Under
MAPI.JK	6,850	6,550	6,025	6,850	6,400	Overbought	Bearish	Neutral	Middle Bands	Upper	Upper	Upper
MASA.JK	220	202	199	220	204	Neutral	Bearish	Neutral	Middle Bands	Under	Under	Under
MNCN.JK	1,825	1,440	1,565	1,610	1,470	Oversold	Bearish	Oversold	Middle Bands	Under	Under	Under
MPPA.JK	660	545	545	590	560	Oversold	Bearish	Oversold	Middle Bands	Under	Under	Under
MTLA.JK	322	366	360	368	360	Overbought	Bearish	Neutral	Middle Bands	Upper	Upper	Upper
MYOR.JK	2,100	1,895	1,750	1,900	1,860	Overbought	Bullish	Neutral	Middle Bands	Under	Under	Upper
PGAS.JK	2,230	2,120	2,120	2,230	2,140	Neutral	Bearish	Neutral	Middle Bands	Under	Under	Under
PTBA.JK	13,975	13,225	13,100	13,975	13,450	Neutral	Bullish	Neutral	Middle Bands	Upper	Upper	Upper
RALS.JK	1,025	950	870	980	960	Neutral	Bearish	Neutral	Middle Bands	Under	Under	Under
ROTI.JK	1,245	1,200	1,190	1,245	1,220	Neutral	Bearish	Neutral	Middle Bands	Under	Under	Under
SCMA.JK	2,470	2,360	2,300	2,470	2,350	Neutral	Bearish	Neutral	Middle Bands	Upper	Under	Under
SGRO.JK	2,010	1,990	1,970	2,020	2,000	Overbought	Bearish	Neutral	Lower Bands	Under	Under	Upper
SIMP.JK	520	500	496	510	505	Neutral	Bullish	Neutral	Middle Bands	Under	Under	Under
SMCB.JK	855	805	795	825	805	Neutral	Bullish	Neutral	Middle Bands	Upper	Upper	Under
SMGR.JK	10,750	10,975	10,275	11,075	10,600	Overbought	Bearish	Neutral	Middle Bands	Upper	Upper	Upper
SMRA.JK	1,150	1,065	985	1,150	1,040	Neutral	Bearish	Neutral	Middle Bands	Under	Under	Under
SRIL.JK	378	332	328	348	334	Neutral	Bullish	Neutral	Middle Bands	Under	Under	Upper
SSIA.JK	715	680	660	715	685	Neutral	Bearish	Neutral	Middle Bands	Upper	Upper	Upper
SSMS.JK	1,450	1,500	1,365	1,530	1,405	Neutral	Bullish	Neutral	Middle Bands	Upper	Under	Under
TLOM.JK	4,840	4,710	4,650	4,730	4,690	Neutral	Bullish	Neutral	Middle Bands	Upper	Upper	Upper
TOTL.JK	780	755	695	770	755	Neutral	Bearish	Neutral	Middle Bands	Upper	Upper	Under
UNTR.JK	30,525	29,900	28,500	30,525	29,275	Neutral	Bearish	Neutral	Middle Bands	Upper	Upper	Upper
UNVR.JK	48,100	48,250	46,925	48,500	47,525	Neutral	Bearish	Neutral	Middle Bands	Upper	Upper	Upper

Source - Reliance Research

### Legend :

- Movement: Bullish and Bearish (Indicator Stochastic)
- Momentum: Oversold, Overbought and Neutral (Indicator RSI)
- Resistance Fractal: Strong Resistance
- Support Fractal: Strong Support
- Green: Good Conditions
- Red: Poor Conditions

## HEAD OFFICE

### Reliance Building

Jl. Pluit Sakti Raya No. 27AB,  
Pluit  
Jakarta 14450  
T. +62 21 661 7768  
F. +62 21 661 9884

## RESEARCH DIVISION

### Robertus Yanuar Hardy

*robertus@reliance-securities.com*

### Rio Adrianus

*rio.adrianus@reliance-securities.com*

### Lanjar Nafi Taulat I

*lanjar@reliance-securities.com*

### Aji Setiawan

*aji@reliance-securities.com*

### Shanti Dwi Jayanti

*santi@reliance-securities.com*

Head of Research

Research Analyst

Technical Research Analyst

Associate Research Analyst

Associate Research Analyst

## EQUITY DIVISION

### Jakarta- Pluit

Jl. Pluit Sakti Raya No. 27AB,  
Pluit  
Jakarta 14450  
T. +62 21 661 7768  
F. +62 21 661 9884

### Bandung

Jl.Cisangkuy No.58  
Bandung 40115  
T. +62 22 721 8200  
F. +62 22 721 9255

### Surabaya - Gubeng

Jl. Bangka No. 22  
Surabaya 60281  
T. +62 31 501 1128  
F. +62 31 503 3196

### Makassar

Jl. Boto Lempangan No. 34 J  
Makassar- Sulawesi Selatan  
T. +62 411 3632388  
F. +62 411 3614634

### Jakarta - Sudirman

Menara Batavia Ground Floor  
Jl.KH.Mas Mansyur Kav 126  
Jakarta 10220  
T. +62 21 57905455  
F. +62 21 57950728

### Tasikmalaya

Ruko Tasik Indah Plaza No.21  
Jl. KHZ Mustofa No. 345  
Tasikmalaya 46121  
T. +62 265 345000  
F. +62 265 345003

### Surabaya – Diponegoro

Jl. Diponegoro No.26D  
Surabaya 60261  
T. +62 31 567 0388  
F. +62 31 561 0528

### Medan

Jl. Teuku Amir Hamzah No.40-O  
Medan 20117  
T. +62 61 6638592  
F. +62 61 6638023

### Jakarta – Kebon Jeruk

Plaza Kebon Jeruk  
Jl.Raya Perjuangan Blok A/2  
Jakarta 11530  
T. +62 21 532 4074  
F. +62 21 536 2157

### Malang

Jl. Guntur No. 19  
Malang 65112  
T. +62 341 347 611  
F. +62 341 347 615

### Bali - Denpasar

Dewata Square Blok A3  
Jl. Letda Tantular Renon  
Denpasar 802361  
T. +62 361 225099  
F. +62 361 245099

### Tangerang

Jl. Pahlawan Seribu Ruko BSD  
Sektor 7 Blok RK kav. 9  
Tangerang 15310  
T. +62 21 5387495  
F. +62 21 5387494

### Pekanbaru

Jl. Jendral Sudirman No.73  
Pekanbaru-Riau  
T. +62 761 848414  
F. +62 761 849456

### Pontianak

Jl. MT Haryono No. 6  
Pontianak 78121  
T. +62 561 575674  
F. +62 561 575670

### Solo

Jl. Slamet Riyadi 330<sup>a</sup>  
Solo 57145  
T. +62 271 736599  
F. +62 271 733478

### Balikpapan

Ruko Bukit Damai Indah  
Blok I, No. 3, Rt.34  
Jl. MT. Haryono, Gunung  
Bahagia, Balikpapan Selatan  
76114  
T. +62 542 746313  
F. +62 542 746317

## IDX CORNER & INVESTMENT GALLERY

### STIE Malangkecewara

Jl. Terusan Candi Kalasan  
Malang 65142  
T. +62 341 491813  
F. +62 341 495619

### Universitas Muhammadiyah Gresik

Jl. Sumatra 101 GKB  
Gresik 61121  
T. +62 31 3951414  
F. +62 31 3952585

### Universitas Surabaya

Jl. Raya Kalirungkut  
Surabaya 60293  
T. +62 31 2981203  
F. +62 31 2981204

### Universitas Muhammadiyah Malang

Jl. Raya Tlogomas 246  
Malang 65144  
T. +62 341 464318-9  
F. +62 341 460782

### Universitas Siliwangi Tasikmalaya

Jl. Siliwangi No. 24  
Tasikmalaya 46151  
T. +62 265 323685  
F. +62 265 323534

### Politeknik Kediri

Jl. Mayor Bismo No. 27  
Kediri 64121  
T. +62 354 683128  
F. +62 354 683128

### Universitas Negeri Malang

Jl. Surabaya No. 6  
Malang 65145  
T. +62 341 585914  
F. +62 341 55288

### Universitas Negeri Makassar

FakultasEkonomiGedung BT Lt. 2  
Jl. A. P. Pettarani, Kampus UNM, Gunungsari  
Baru  
Makassar 90222  
T. +62 411 889464, 881244  
F. +62 411 887604

### Universitas Muhammadiyah Pontianak

Jl. Ahmad Yani, No. 111  
Pontianak 78124  
T. +62 561 743465  
F. +62 561 766840

### STIE AAS

Jalan Slamet Riyadi No 361  
Kartasura, Surakarta  
T. +62 271 726156  
F. +62 271 726156

### Universitas Tanjungpura Pontianak

Jl. Jendral Ahmad Yani  
Pontianak 78124  
T. +62 561 743465  
F. +62 561 766840

### STIE "AUB" Surakarta

Jl. Mr. Sartono 97, Cengklik  
Nusukan, Surakarta 57135  
T. +62 271 854803  
F. +62 271 853084

### STIESIA Surabaya

Jl. MenurPumpungan 30  
Surabaya  
T. +62 31 5947505  
F. +62 31 5932218

### Universitas Muhammadiyah Sidoarjo

Jl. Majapahit 666 B  
Sidoarjo, JawaTimur  
T. +62 31 8945444  
F. +62 31 8949333

### Universitas Pesantren Tinggi Darul Ulum

Kompleks Pp Darul Ulu, Peterongan  
Jombang, JawaTimur 60281  
T. +62 321 873655  
F. +62 321 875771

### STIE Tri Bhakti

Jl. Teuku Umar No.24  
Cut Meutia Setiakawan, Bekasi  
T. +62 21 8242 9400, 8242 9500  
F. +62 271 726156

### STIKOM BALI

Jl. Raya Puputan No. 86, Renon, Denpasar  
Timur, kota Denpasar  
Bali-80234  
T. +62 361 244445

### Universitas 17 Agustus 1945 Banyuwangi

Jl. AdiSucipto 26  
Banyuwangi, JawaTimur  
T. +62 333 419163  
F. +62 333 419163

### IAIN Antasari

Jl. Ahmad Yani Km. 4,5 Banjarmasin  
T. +62 511 3267583

### Universitas Islam Kalimantan

Jl. Adiyaksa No.2, Kayu Tangi, Banjarmasin  
T. +62 511 3303871  
F. +62 511 3303871

## Disclaimer:

Information, opinions and recommendations contained in this document are presented by PT Reliance Sekuritas Indonesia Tbk. from sources that are considered reliable and dependable. This document is not an offer, invitation or any kind of representations to decide to buy or sell stock. Investment decisions taken based on this document is not the responsibility of PT Reliance Sekuritas Indonesia Tbk. PT Reliance Sekuritas Indonesia Tbk. reserves the right to change the contents of this document at any time without prior notice.