

Market View

IHSG (-0.55%) ditutup lebih rendah atau turun 33.16 poin dilevel 5988.29 dengan Sektor konsumen (-1.01%) dan keuangan (-0.86%) yang menjadi pemimpin pelemahan. Saham RMBA, AISA, HDFA dan BBRI melemah cukup dalam. Data penjualan mobil tahunan naik 2.5% dari -5.3% tidak mampu menjadi trigger positif saham-saham industri otomotif. Investor asing tercatat net sell 721.86 miliar rupiah dengan saham BBRI yang menjadi teratas aksi jual.

Leaders:

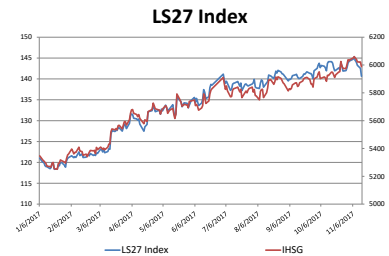
EMTK (+9.8%), UNTR (+2.0%), BUMI (+12.0%), PGAS (+3.1%), PWON (+3.3%)

Laggards:

BBRI (-2.8%), HMSP (-1.2%), GGRM (-3.8%), BMRI (-1.4%), MNCN (-12.4%)

Pergerakan IHSG secara teknikal break out support MA20 dan lepas dari level psikologis (6000). Indikasi pergerakan cukup negatif melihat indikator Stochastic bergerak liat tertekan dengan indikator RSI yang bearish mulai memasuki level middle oscillator. Sehingga diperkirakan IHSG akan kembali tertekan melakukan pengujian level regresi harga dari trend medium dengan range pergerakan 5970-6000. Saham-saham yang dapat dicermati diantaranya BSDE, ICBP, JPFA, UNTR, SCMA, PWON, ADHI.

Indeks Nikkei (-0.58%), TOPIX (-0.99%) dan Kospi (-0.32%) tertekan melihat aksi jual pada ekuitas global. Valuasi saham dinilai overbought ditengah ketidakpastian mengenai reformasi pajak di AS. Saham-saham pertambangan, minyak dan logam menjadi pemimpin tekanan terbesar pada indeks TOPIX Jepang. Harga minyak WTI (-1.02%) turun kembali mendekati level \$55 per barrel. Harga Nikel (-5.68%) turun signifikan di iringi penurunan Batubara NC (-0.20%) akan menjadi katalis negatif pagi ini.



	14-Nov-17	Close	Chg (%)	YTD Chg (%)
LS27 Index		140.65	-1.34%	17.54%
IHSG		5,988.29	-0.55%	13.06%
LQ45		993.19	-0.78%	12.27%

Top 7		Bottom 7	
PWON	3.25%	CPIN	-3.15%
UNTR	1.98%	BBRI	-2.76%
BBTN	1.37%	ITMG	-1.91%
HRUM	0.88%	PTBA	-1.67%
BBNI	0.32%	JPFA	-1.14%
AALI	0.17%	SMGR	-1.00%
SMSM	0.00%	ACES	-0.80%

IHSG Technical Review



Analyst:
Lanjar Nafi
lanjar@reliancesekuritas.com
 +62 21 5793 0008 ext. 604

ASII



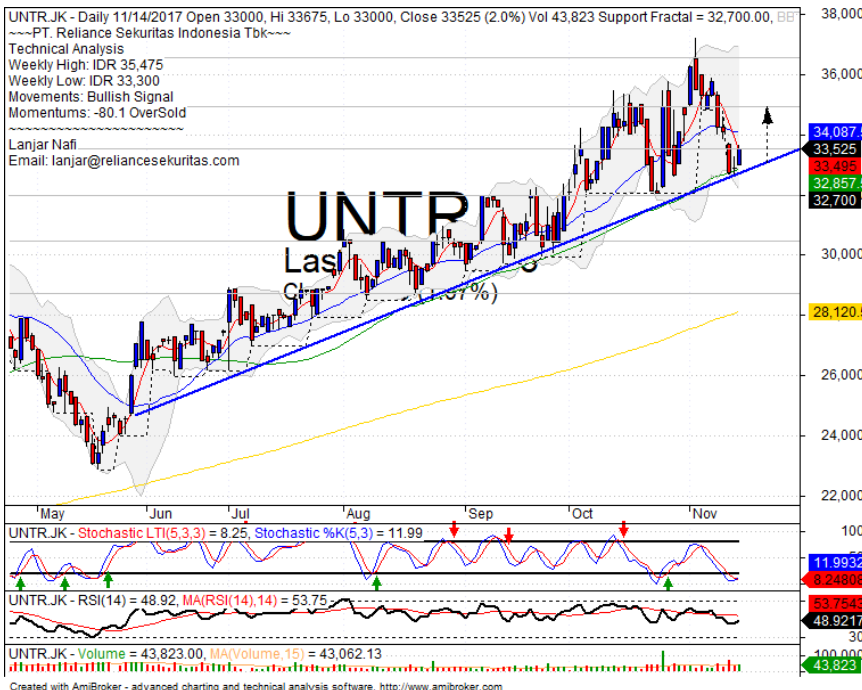
SELL

Analisis:

- *Candlestick* membentuk pola *bearish engulfing* setelah terlihat *false break* MA200. Indikasi terkoreksi jangka pendek menguji *support* MA20.
- Batasan *stop-loss* jika harga saham terkonfirmasi gagal *breakout* MA200.
- Indikator *Stochastic* membentuk pola *dead-cross* pada level jenuh beli dengan *Momentum* RSI yang bearish bergerak negative.

- **Support** : 8000-8150
- **Resistance** : 8325-8500
- **Stop-loss** : 8200
- **Downside** : 8000

UNTR



SPECULATIVE BUY

Analisis:

- *Candlestick* mengkonfirmasi pola *bullish harami* tepat pada *support* MA50 dan *bullish trend*. Indikasi menguat menutup gap hingga *resistance fractal*.
- Batasan *stop-loss* jika harga terkonfirmasi *breakout* MA50 *support*.
- Indikator *stochastic* bergerak pada *zona oversold* dan berpotensi membentuk pola *golden-cross*.

- **Support** : 30500-32000
- **Resistance** : 33500-35000
- **Stop-loss** : 32400
- **Target Price** : 32000

yuk.... kunjungi

RelianceKu
www.relianceku.com

your *reliable* partner | 2

ADHI

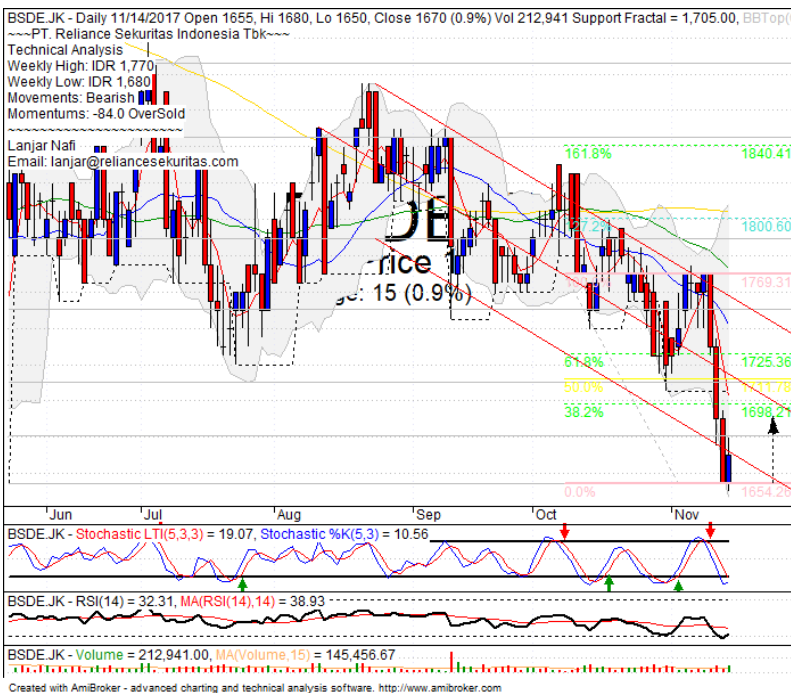


SPECULATIVE BUY

Analisis:

- Candlestick membentuk pola *bullish meeting line* dengan potensi *whipsaw* MA20 dan *rebound* pada level 38.2% *target* koreksi wave 4.
 - Batasan *stop-loss* jika harga *breakout* MA20 *support*.
 - Indikator *stochastic* bergerak jenuh pada level dekat *oversold* dengan indikasi *golden-cross*.
- | | |
|----------------|-------------|
| • Support | : 2120-2180 |
| • Resistance | : 2230-2280 |
| • Stop-loss | : 2160 |
| • Target Price | : 2280-2350 |

BSDE



SPECULATIVE BUY

Analisis:

- Candlestick membentuk pola *bullish harami* dan mencoba *whipsaw* tepat pada level *channeling trend pitchfork*. Indikasi menguat menguji FR 38.2%.
 - Batasan *stop-loss* jika terkonfirmasi *breakout* *support*.
 - Indikator *stochastic* bergerak tertekan dan mulai menjenuh pada level *oversold*. Indikasi *golden-cross* dengan *momentum reversal* Indikator RSI pada level *oversold*.
- | | |
|----------------|-------------|
| • Support | : 1620-1655 |
| • Resistance | : 1680-1710 |
| • Stop-loss | : 1650 |
| • Target Price | : 1700-1725 |

Ticker	S1	S2	Close Price	R1	R2	Note	Rating	Stop-loss	Target Price
Misc Industry									
ASII	8,000	8,150	8,300	8,350	8,500	False break MA200	S	8,200	
SMSM	1,225	1,265	1,295	1,300	1,330	Oversold	TB	1,280	1,330
SRIL	364	378	384	392	404	Bearish momentum	S	374	
Basic Industry									
SMGR	9,475	9,875	9,900	10,275	10,700	Oversold	TB	9,850	10,350
INTP	19,000	20,000	20,175	20,700	21,450	Oversold	W	20,100	
CPIN	2,970	3,070	3,070	3,180	3,300	Arrived at MA200	W	3,050	
JPFA	1,120	1,220	1,305	1,330	1,450	Consolidations	SB	1,300	1,410
Finance									
BBTN	2,700	2,830	2,950	2,960	3,080	Consolidations	H	2,900	3,080
BBNI	7,650	7,800	7,875	7,950	8,100	Bearish momentum	PS	7,800	
BBRI	3,070	3,140	3,170	3,230	3,320	Bearish momentum	W	3,120	
BBCA	19,175	19,900	20,475	20,600	21,500	Consolidations	W	20,400	
Consumer									
UNVR	48,000	49,000	48,975	50,000	51,000	Consolidations	W	48,500	
ICBP	8,275	8,450	8,550	8,625	8,850	Oversold	SB	8,500	8,750
INDF	7,775	7,925	7,950	8,100	8,325	Oversold	TB	7,900	8,300
Property									
PWON	605	625	635	650	670	Rebounded at MA200	TB	620	650
KIJA	300	306	308	314	320	Consolidations	PS	304	
Infrastructure									
TLKM	3,950	4,060	4,080	4,180	4,300	Bearish momentum	PS	4,050	
JSMR	6,125	6,300	6,400	6,525	6,750	Arrived at MA20	W	6,350	
Trading									
UNTR	30,425	32,000	33,525	33,525	35,000	Rebounded at MA50	SB	32,500	34,825
ACES	1,200	1,250	1,245	1,300	1,340	Consolidations	W	1,240	
MAPI	6,250	6,500	6,525	6,700	6,900	Consolidations	W	6,400	
Mining									
PTBA	10,600	11,300	11,800	12,000	12,500	Bearish engulfing	PS	11,700	
ITMG	18,500	19,700	20,575	21,175	22,750	Break out MA50	W	20,500	
HRUM	2,080	2,180	2,280	2,260	2,350	Rebounded at MA200	SB	2,250	2,430
ADRO	1,750	1,800	1,815	1,850	1,900	Consolidations	W	1,790	
Agriculture									
AALI	14,350	14,575	14,525	14,800	15,100	Consolidations	TB	14,500	15,000
Sour	492	510	510	520	540	Oversold	W	502	

Analyst Conclusions:

Break out the all time high level, The index probably minor corrections.

Legend :

- B: BUY (allocate till 100% of the weighted capital to accumulate, higher than 50% upside probability)
- SB: SPECULATIVE BUY (allocate 25%-50% of the weighted capital to accumulate, 25%-50% upside probability)
- W: WAIT (wait for proper entry level, do the stop-loss if necessary)
- H: HOLD (hold the portfolio position, aim for the best price to distribute)
- PS: PARTIAL SELL (distribute 25%-50% part of the portfolio, 25%-50% downside probability)
- S: SELL (distribute till 100% of the portfolio, higher than 50% downside probability)
- TB: TRADING BUY (short term or intraday trading within a tight trading range. Highly speculative).

Ticker	Resistance Fractal	Price 11/14/2017	Support Fractal	Weekly		Indicator			Moving Average			
				High	Low	Stochastic	RSI	B. Band	20 Days	50 Days	200 Days	
AALIJK	14,725	14,525	14,525	14,725	14,600	Neutral	Bearish	Neutral	Middle Bands	Under	Under	Under
ACESJK	1,305	1,245	1,180	1,305	1,265	Neutral	Bearish	Neutral	Middle Bands	Under	Upper	Upper
ADHIJK	2,300	2,200	2,180	2,270	2,200	Neutral	Bearish	Neutral	Middle Bands	Upper	Upper	Upper
ADROJK	1,910	1,815	1,800	1,885	1,835	Oversold	Bearish	Neutral	Middle Bands	Under	Under	Under
AISAJK	1,030	850	855	935	875	Neutral	Bullish	Neutral	Middle Bands	Under	Under	Under
AKRAJK	7,700	7,175	7,225	7,625	7,375	Oversold	Bearish	Neutral	Middle Bands	Under	Under	Upper
ANTMJK	725	680	660	725	700	Neutral	Bearish	Neutral	Middle Bands	Upper	Upper	Under
APLNJK	260	240	248	260	248	Oversold	Bearish	Neutral	Middle Bands	Under	Under	Upper
ASIIJK	8,425	8,300	7,900	8,425	8,300	Overbought	Bearish	Neutral	Middle Bands	Upper	Upper	Upper
ASRIJK	412	388	396	408	394	Oversold	Bearish	Neutral	Middle Bands	Under	Upper	Upper
BBCAJK	21,625	20,475	20,700	21,125	20,550	Oversold	Bearish	Neutral	Middle Bands	Under	Upper	Upper
BKBPJK	570	555	550	580	565	Neutral	Bearish	Neutral	Middle Bands	Under	Under	Under
BBNIJK	8,025	7,875	7,700	8,025	7,900	Neutral	Bearish	Neutral	Middle Bands	Upper	Upper	Upper
BBRIJK	3,075	3,170	3,105	3,370	3,300	Neutral	Bearish	Neutral	Middle Bands	Under	Upper	Upper
BBTNJK	2,960	2,950	2,790	3,040	2,920	Neutral	Bullish	Neutral	Middle Bands	Upper	Under	Upper
BDMNJK	5,275	5,675	4,850	5,800	4,980	Neutral	Bullish	Neutral	Middle Bands	Upper	Upper	Upper
BHITJK	100	96	96	100	98	Neutral	Bearish	Neutral	Lower Bands	Under	Under	Under
BIBRJK	2,470	2,280	2,410	2,410	2,320	Oversold	Bearish	Neutral	Lower Bands	Under	Under	Under
BJTMJK	720	715	680	730	695	Neutral	Bullish	Neutral	Upper Bands	Upper	Upper	Upper
BKSLJK	148	145	137	147	140	Neutral	Bullish	Neutral	Middle Bands	Upper	Upper	Upper
BMRIJK	7,425	6,950	7,075	7,200	7,100	Oversold	Bearish	Neutral	Middle Bands	Under	Upper	Upper
BMTRJK	620	570	580	620	590	Neutral	Bearish	Neutral	Middle Bands	Under	Upper	Upper
BSEJJK	1,775	1,670	1,705	1,770	1,680	Oversold	Bearish	Neutral	Lower Bands	Under	Under	Under
BTPNJK	2,510	2,450	2,400	2,510	2,440	Neutral	Bearish	Neutral	Middle Bands	Under	Under	Under
BWPTJK	260	238	240	260	244	Oversold	Bearish	Neutral	Lower Bands	Under	Under	Under
CMNPJK	1,430	1,430	1,340	1,435	1,410	Neutral	Bullish	Neutral	Upper Bands	Upper	Upper	Upper
CPINJK	3,550	3,070	3,200	3,310	3,190	Oversold	Bullish	Neutral	Lower Bands	Under	Upper	Under
CSAPJK	470	454	450	466	454	Neutral	Bearish	Neutral	Lower Bands	Under	Under	Under
CTRAJK	1,245	1,195	1,175	1,255	1,210	Neutral	Bearish	Neutral	Lower Bands	Under	Upper	Under
DILDJK	394	386	370	394	380	Neutral	Bullish	Neutral	Middle Bands	Under	Under	Under
EXCLJK	3,530	3,360	3,500	3,560	3,480	Oversold	Bearish	Neutral	Middle Bands	Under	Under	Upper
GGRMJK	67,900	75,950	61,925	79,100	77,000	Neutral	Bearish	Neutral	Middle Bands	Upper	Upper	Upper
GIAAJK	380	338	332	354	346	Neutral	Bullish	Neutral	Middle Bands	Under	Upper	Under
GJTLJK	735	670	675	690	675	Oversold	Bullish	Neutral	Middle Bands	Under	Under	Under
HETAJK	3,660	3,580	3,520	3,790	3,610	Neutral	Bearish	Neutral	Middle Bands	Under	Under	Under
HURMJK	2,410	2,280	2,240	2,300	2,280	Oversold	Bullish	Neutral	Middle Bands	Under	Upper	Upper
ICBPJK	8,900	8,550	8,500	8,700	8,550	Oversold	Bullish	Neutral	Middle Bands	Under	Under	Under
IMASJK	1,050	950	900	1,000	960	Neutral	Bearish	Neutral	Middle Bands	Under	Upper	Under
INCOJK	3,340	3,150	2,780	3,260	3,170	Neutral	Bearish	Neutral	Middle Bands	Upper	Upper	Upper
INDFJK	8,325	7,950	7,950	8,150	8,050	Oversold	Bearish	Neutral	Middle Bands	Under	Under	Under
INDYJK	2,390	2,760	2,470	2,890	2,570	Overbought	Bearish	Overbought	Middle Bands	Upper	Upper	Upper
INTAJK	416	438	406	440	414	Overbought	Bullish	Overbought	Middle Bands	Upper	Upper	Upper
INTPJK	23,950	20,175	19,050	23,300	20,750	Oversold	Bearish	Neutral	Middle Bands	Under	Upper	Upper
ITMGJK	23,175	20,575	20,750	21,700	21,250	Neutral	Bearish	Neutral	Middle Bands	Under	Under	Under
JFFAJK	1,370	1,305	1,275	1,340	1,295	Neutral	Bullish	Neutral	Middle Bands	Under	Upper	Under
JSMRJK	6,600	6,400	6,250	6,750	6,525	Neutral	Bearish	Neutral	Middle Bands	Upper	Upper	Upper
KJAJJK	310	308	302	310	308	Neutral	Bullish	Neutral	Middle Bands	Upper	Under	Under
KLBFJK	1,650	1,600	1,595	1,620	1,610	Oversold	Bullish	Neutral	Middle Bands	Under	Under	Under
KRASJK	545	490	492	545	496	Oversold	Bearish	Neutral	Lower Bands	Under	Under	Under
LPCKJK	4,000	3,840	3,810	3,930	3,900	Neutral	Bearish	Neutral	Middle Bands	Under	Under	Under
LPKRJK	730	605	635	650	635	Neutral	Bullish	Oversold	Lower Bands	Under	Under	Under
LPFFJK	10,625	10,500	8,475	10,625	10,175	Neutral	Bullish	Neutral	Middle Bands	Upper	Upper	Under
LSIPJK	1,570	1,505	1,485	1,570	1,550	Neutral	Bearish	Neutral	Middle Bands	Upper	Upper	Upper
MAINJK	870	850	850	870	855	Oversold	Bullish	Neutral	Middle Bands	Under	Under	Under
MAPIJK	6,975	6,525	6,350	6,650	6,500	Neutral	Bullish	Neutral	Middle Bands	Upper	Under	Upper
MASAJK	274	222	222	238	224	Neutral	Bearish	Neutral	Middle Bands	Under	Under	Under
MNCNJK	1,690	1,445	1,440	1,690	1,535	Overbought	Bearish	Neutral	Middle Bands	Under	Under	Under
MPPAJK	610	595	590	610	605	Neutral	Bearish	Neutral	Middle Bands	Under	Under	Under
MTLAJK	372	356	356	370	356	Oversold	Bearish	Neutral	Middle Bands	Under	Upper	Upper
MYORJK	2,170	2,070	2,050	2,150	2,090	Neutral	Bearish	Neutral	Middle Bands	Under	Upper	Upper
PGASJK	1,860	1,825	1,765	1,850	1,825	Neutral	Bearish	Neutral	Middle Bands	Upper	Upper	Under
PTBAJK	12,100	11,800	11,325	12,100	11,975	Neutral	Bearish	Neutral	Middle Bands	Upper	Upper	Upper
PWONJK	645	635	625	650	630	Oversold	Bullish	Neutral	Middle Bands	Upper	Upper	Upper
RALSJK	980	915	880	980	920	Neutral	Bearish	Neutral	Middle Bands	Upper	Under	Under
ROTIJK	1,370	1,325	1,270	1,340	1,300	Neutral	Bullish	Neutral	Middle Bands	Upper	Upper	Under
SCMAJK	2,050	2,000	1,935	2,050	1,985	Neutral	Bullish	Neutral	Middle Bands	Under	Under	Under
SGROJK	2,110	2,570	2,460	2,580	2,550	Overbought	Bearish	Overbought	Middle Bands	Upper	Upper	Upper
SIMPJK	525	510	510	525	515	Neutral	Bearish	Neutral	Middle Bands	Under	Under	Under
SMCBJK	850	820	815	825	820	Neutral	Bearish	Neutral	Middle Bands	Upper	Upper	Under
SMGRJK	10,525	9,900	10,200	10,525	10,125	Oversold	Bearish	Neutral	Middle Bands	Under	Under	Upper
SMRAJK	1,035	915	1,005	1,025	985	Oversold	Bearish	Oversold	Lower Bands	Under	Under	Under
SMSMJK	1,335	1,295	1,300	1,335	1,290	Oversold	Bullish	Neutral	Middle Bands	Upper	Upper	Upper
SRILJK	398	384	380	392	386	Neutral	Bullish	Neutral	Middle Bands	Upper	Upper	Upper
SSIAJK	605	570	570	595	580	Neutral	Bearish	Neutral	Middle Bands	Under	Under	Under
SSMSJK	1,545	1,485	1,485	1,545	1,500	Oversold	Bearish	Neutral	Lower Bands	Under	Under	Under
TLKMJK	4,320	4,080	4,100	4,180	4,110	Neutral	Bearish	Neutral	Middle Bands	Upper	Under	Under
TOTLJK	745	710	695	740	715	Neutral	Bullish	Neutral	Middle Bands	Upper	Under	Under
UNTRJK	37,250	33,525	32,700	35,475	33,300	Oversold	Bullish	Neutral	Middle Bands	Under	Upper	Upper
UNVRJK	49,900	48,975	49,050	49,725	49,250	Oversold	Bearish	Neutral	Lower Bands	Under	Under	Upper
WIKAJK	2,060	2,000	1,925	2,060	2,020	Neutral	Bearish	Neutral	Middle Bands	Upper	Upper	Under
WSKTJK	2,250	2,150	2,120	2,230	2,190	Neutral	Bullish	Neutral	Middle Bands	Under	Upper	Under

Source : Reliance Research

Legend :

- Movement: Bullish and Bearish (Indicator Stochastic)
- Momentum: Oversold, Overbought and Neutral (Indicator RSI)
- Resistance Fractal: Strong Resistance
- Support Fractal: Strong Support
- Green: Good Conditions
- Red: Poor Conditions

HEAD OFFICE

Reliance Building

Jl. Pluit Sakti Raya No. 27AB,
Pluit
Jakarta 14450
T. +62 21 661 7768
F. +62 21 661 9884

RESEARCH DIVISION

Lanjar Nafi Taulat I

lanjar@reliancesekuritas.com

Aji Setiawan

aji@reliancesekuritas.com

Shanti Dwi Jayanti

santi@reliancesekuritas.com

Technical Research Analyst

Associate Research Analyst

Associate Research Analyst

EQUITY DIVISION

Jakarta- Pluit

Jl. Pluit Sakti Raya No. 27AB,
Pluit
Jakarta 14450
T. +62 21 661 7768
F. +62 21 661 9884

Bandung

Jl.Cisangkuy No.58
Bandung 40115
T. +62 22 721 8200
F. +62 22 721 9255

Surabaya - Gubeng

Jl. Bangka No. 22
Surabaya 60281
T. +62 31 501 1128
F. +62 31 503 3196

Makassar

Jl. Boto Lempangan No. 34 J
Makassar- Sulawesi Selatan
T. +62 411 3632388
F. +62 411 3614634

Jakarta - Sudirman

Menara Batavia Ground Floor
Jl.KH.Mas Mansyur Kav 126
Jakarta 10220
T. +62 21 57905455
F. +62 21 57950728

Tasikmalaya

Ruko Tasik Indah Plaza No.21
Jl. KHZ Mustofa No. 345
Tasikmalaya 46121
T. +62 265 345000
F. +62 265 345003

Surabaya – Diponegoro

Jl. Diponegoro No.26D
Surabaya 60261
T. +62 31 567 0388
F. +62 31 561 0528

Medan

Jl. Teuku Amir Hamzah No.40-O
Medan 20117
T. +62 61 6638592
F. +62 61 6638023

Jakarta – Kebon Jeruk

Plaza Kebon Jeruk
Jl.Raya Perjuangan Blok A/2
Jakarta 11530
T. +62 21 532 4074
F. +62 21 536 2157

Malang

Jl. Guntur No. 19
Malang 65112
T. +62 341 347 611
F. +62 341 347 615

Bali - Denpasar

Dewata Square Blok A3
Jl. Letda Tantular Renon
Denpasar 802361
T. +62 361 225099
F. +62 361 245099

Tangerang

Jl. Pahlawan Seribu Ruko BSD
Sektor 7 Blok RK kav. 9
Tangerang 15310
T. +62 21 5387495
F. +62 21 5387494

Pekanbaru

Jl. Jendral Sudirman No.73
Pekanbaru-Riau
T. +62 761 848414
F. +62 761 849456

Pontianak

Jl. MT Haryono No. 6
Pontianak 78121
T. +62 561 575674
F. +62 561 575670

Solo

Jl. Slamet Riyadi 330^a
Solo 57145
T. +62 271 736599
F. +62 271 733478

Balikpapan

Ruko Bukit Damai Indah
Blok I, No. 3, Rt.34
Jl. MT. Haryono, Gunung
Bahagia, Balikpapan Selatan
76114
T. +62 542 746313
F. +62 542 746317

IDX CORNER & INVESTMENT GALLERY

STIE Malangkeucwara

Jl. Terusan Candi Kalasan
Malang 65142
T. +62 341 491813
F. +62 341 495619

Universitas Muhammadiyah Gresik

Jl. Sumatra 101 GKB
Gresik 61121
T. +62 31 3951414
F. +62 31 3952585

Universitas Surabaya

Jl. Raya Kalirungkut
Surabaya 60293
T. +62 31 2981203
F. +62 31 2981204

Universitas Muhammadiyah Malang

Jl. Raya Tlogomas 246
Malang 65144
T. +62 341 464318-9
F. +62 341 460782

Universitas Siliwangi Tasikmalaya

Jl. Siliwangi No. 24
Tasikmalaya 46151
T. +62 265 323685
F. +62 265 323534

Politeknik Kediri

Jl. Mayor Bismo No. 27
Kediri 64121
T +62 354 683128
F +62 354 683128

Universitas Negeri Malang

Jl. Surabaya No. 6
Malang 65145
T. +62 341 585914
F. +62 341 55288

Universitas Negeri Makassar

FakultasEkonomiGedung BT Lt. 2
Jl. A. P. Pettarani, Kampus UNM, Gunungsari
Baru
Makassar 90222
T. +62 411 889464, 881244
F. +62 411 887604

Universitas Muhammadiyah Pontianak

Jl. Ahmad Yani, No. 111
Pontianak 78124
T. +62 561 743465
F. +62 561 766840

STIE AAS

Jalan Slamet Riyadi No 361
Kartasura, Surakarta
T. +62 271 726156
F. +62 271 726156

Universitas Tanjungpura Pontianak

Jl. Jendral Ahmad Yani
Pontianak 78124
T. +62 561 743465
F. +62 561 766840

STIE "AUB" Surakarta

Jl. Mr. Sartono 97, Cengklik
Nusukan, Surakarta 57135
T. +62 271 854803
F. +62 271 853084

STIESIA Surabaya

Jl. MenurPumpungan 30
Surabaya
T. +62 31 5947505
F. +62 31 5932218

Universitas Muhammadiyah Sidoarjo

Jl. Majapahit 666 B
Sidoarjo, JawaTimur
T. +62 31 8945444
F. +62 31 8949333

Universitas Pesantren Tinggi Darul Ulum

Kompleks Pp Darul Ulu, Peterongan
Jombang, JawaTimur 60281
T. +62 321 873655
F. +62 321 875771

STIE Tri Bhakti

Jl. Teuku Umar No.24
Cut Meutia Setiakawan, Bekasi
T. +62 21 8242 9400, 8242 9500
F. +62 271 726156

STIKOM BALI

Jl. Raya Puputan No. 86, Renon, Denpasar
Timur, kota Denpasar
Bali-80234
T. +62 361 244445

Universitas 17 Agustus 1945 Banyuwangi

Jl. AdiSucipto 26
Banyuwangi, JawaTimur
T. +62 333 419163
F. +62 333 419163

IAIN Antasari

Jl. Ahmad Yani Km. 4,5 Banjarmasin
T. +62 511 3267583

Universitas Islam Kalimantan

Jl. Adiyaksa No.2, Kayu Tangi, Banjarmasin
T. +62 511 3303871
F. +62 511 3303871

Disclaimer:

Information, opinions and recommendations contained in this document are presented by PT Reliance Sekuritas Indonesia Tbk. from sources that are considered reliable and dependable. This document is not an offer, invitation or any kind of representations to decide to buy or sell stock. Investment decisions taken based on this document is not the responsibility of PT Reliance Sekuritas Indonesia Tbk. PT Reliance Sekuritas Indonesia Tbk. reserves the right to change the contents of this document at any time without prior notice.