

## Market View

IHSG (+1.05%) naik cukup signifikan diawal pekan +67.36 poin kembali kelevel psikologis 6500. Sektor pertambangan (+2.43%) memimpin penguatan dengan ITMG (+6.54%) dan INCO (+6.35%) bergerak menguat setelah sebelumnya mengalami sell off. Investor asing tercatat net buy sebesar 111.03 Miliar rupiah dengan saham BBCA, BMRI dan INKP berbalik menjadi to net buy value. .

Leaders:

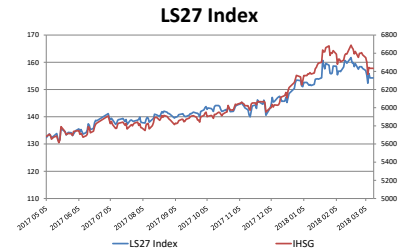
BMRI (+2.8%), BBRI (+1.9%), BBCA (+1.4%), TLKM (+1.2%), MYOR (+8.6%)

Laggard:

HMSP (-0.5%), GGRM (-1.5%), BBNI (-0.5%), RMBA (-5.9%), UNVR (-0.2%)

IHSG berhasil mengkonfirmasi pergerakan rebound dengan break out MA5 dan menguji MA50 hingga MA20. Indikator Stochastic dan RSI mengarah pada signal positif dengan indikasi melanjutkan penguatan dengan rentan pergerakan 6449-6561. Saham-saham yang masih dapat dicermati diantaranya ANTM, BBRI, BMRI, HRUM, JPFA, PGAS, SMRA, WKST, BIPI, BJTM.

Ekutias Asia mulai terkonsolidasi menyerukan kehati-hatian pasca penguatan yang optimis pada perdagangan sebelumnya. Indeks Nikkei (-0.22%) dan TOPIX (-0.15%) dibuka terkonsolidasi negatif disaat Yen menguat akibat USD terdepresiasi menyusul penurunan saham di AS dan investor beralih pada laporan inflasi untuk petunjuk prospek laju pengetatan kebijakan Federal Reserve. Harga Nikel (-1.33%), Minyak WTI (-0.31%) dan Batubara NC (-1.41%) tertekan diawal pagi hari ini.



12-Mar-18	Close	Chg (%)	YTD Chg (%)
LS-27 Index	156.44	1.40%	2.06%
IHSG	6,500.69	1.05%	2.28%
LQ45	1,075.38	0.99%	-0.37%

Top 7		Bottom 7	
ITMG	6.54%	ADHI	-1.65%
CPIN	4.28%	BBTN	-1.33%
ACES	4.23%	BBNI	-0.53%
PTBA	3.81%	UNVR	-0.20%
HRUM	3.65%	JSMR	0.00%
MAPI	3.33%	AALI	0.17%
PTPP	3.06%	WIKA	0.28%

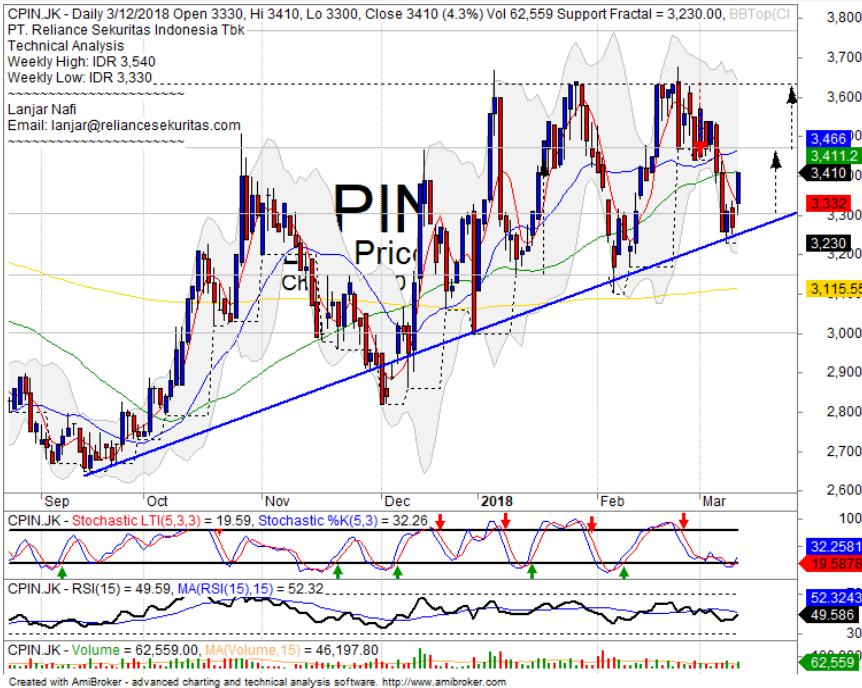
## IHSG Technical Review



**Analyst:**  
 Lanjar Nafi  
[lanjar@reliancesekuritas.com](mailto:lanjar@reliancesekuritas.com)  
 +62 21 5793 0008 ext. 604

your **reliable** partner | 1

## CPIN



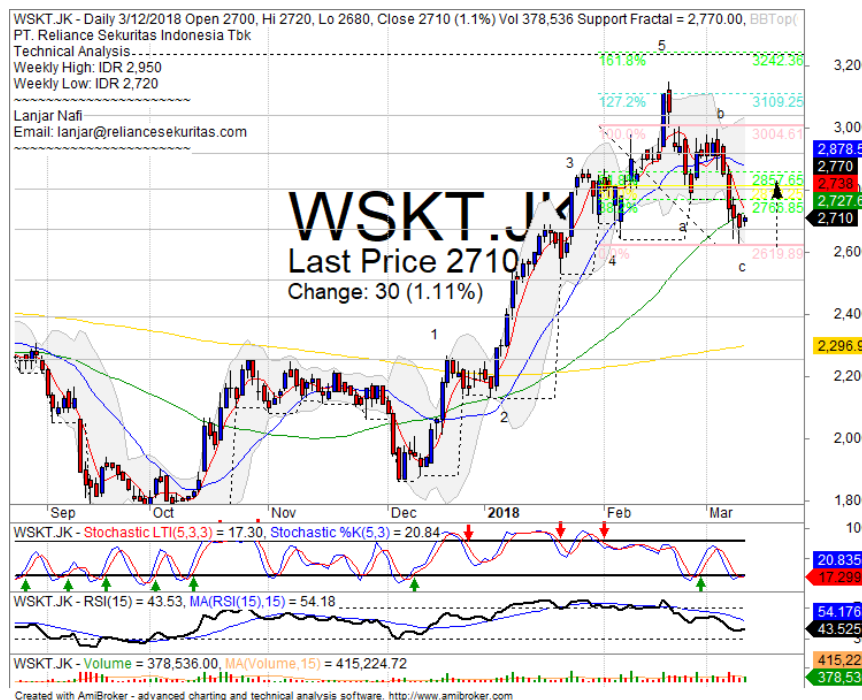
## BUY

### Analisis:

- Pergerakan harga saham rebound tepat pada level bullish trend line dengan indikasi kuat menguji MA50, MA20 hingga upper Bollinger bands.
- Batasan *stop-loss* jika *break out* bullish trend support level.
- Indikator *Stochastic* membentuk pola *golden-cross* pada area *oversold* dengan indikasi *bullish reversal* momentum indicator RSI.

- Support : 3150-3300
- Resistance : 3480-3640
- Stop-loss : 3280
- Target Price : 3480-3640

## WSKT



## BUY

### Analisis:

- *Candlestick* membentuk pola *bullish harami* dengan indikasi *whipsaw* tepat pada level MA50 sebagai support level.
- Batasan *stop-loss* jika harga saham *breakout* support level.
- Indikator *stochastic golden-cross* tepat pada area *oversold* dengan *bullish reversal* momentum terlihat mendatar pada *indicator* RSI.

- Support : 2510-2680
- Resistance : 2800-2920
- Stop-loss : 2650
- Target Price : 2860

## HRUM

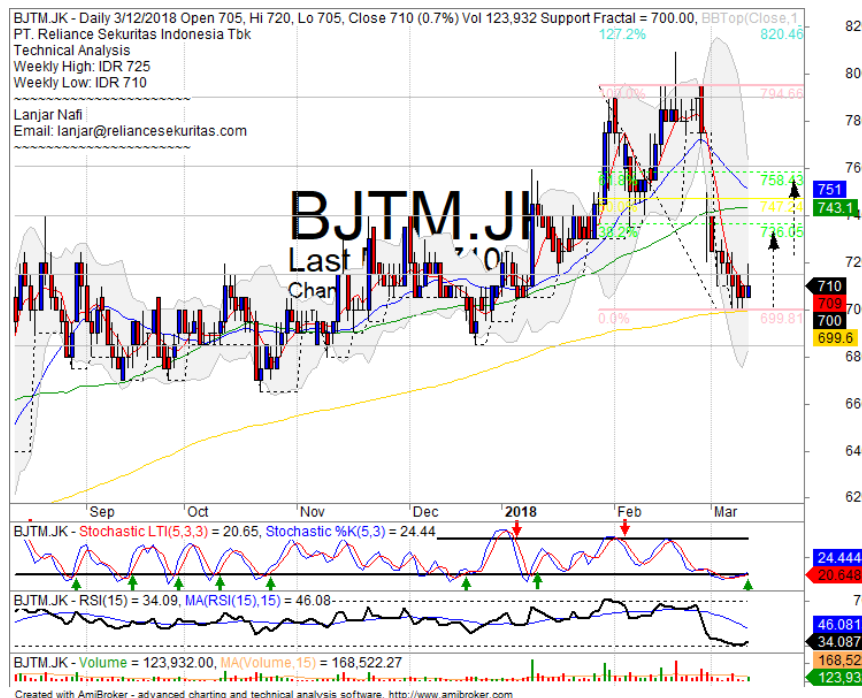


## BUY

### Analisis:

- *Candlestick* membentuk pola *bullish homing pigeon* yang terkonfirmasi dengan indikasi menguji *resistance* MA50 dan *upper Bollinger bands*.
- Batasan *stop-loss* jika *break out* mendukung *support level*.
- Indikator *Stochastic* membentuk pola *golden-cross* pada area *oversold*.
- **Support** : 2510-2620
- **Resistance** : 2800-2970
- **Stop-loss** : 2660
- **Target Price** : 2930-3190

## BJTM



## SPECULATIVE BUY

### Analisis:

- *Candlestick* membentuk pola *bullish harami* dengan indikasi menguat mencoba *rebound* dilevel MA200 menuju FR38.2% dan 61.8%.
- Batasan *stop-loss* jika harga saham *breakout support* MA200.
- Indikator *stochastic* bergerak *golden-cross* dengan indikasi menguat cukup lebar. Dengan Indikator RSI yang membentuk pola *bullish reversal momentum*.
- **Support** : 665-685
- **Resistance** : 715-740
- **Stop-loss** : 695
- **Target Price** : 735-760

Ticker	S1	S2	Close Price	R1	R2	Note	Rating	Stop-loss	Target Price
<b>Misc Industry</b>									
ASII	7,500	7,700	<b>7,800</b>	7,900	8,075	Bullish homing pigeon	<b>SB</b>	<b>7,600</b>	8,000
SRIL	310	324	<b>332</b>	338	350	Bullish separating line	<b>TB</b>	<b>320</b>	350
<b>Basic Industry</b>									
SMGR	10,250	10,600	<b>10,700</b>	11,000	11,400	Stoch golden-cross	<b>TB</b>	<b>10,500</b>	11,400
INTP	18,400	20,000	<b>20,525</b>	22,000	23,725	Rebounded at MA200	<b>B</b>	<b>19,800</b>	21,700
CPIN	3,150	3,300	<b>3,410</b>	3,470	3,630	Stoch golden-cross	<b>B</b>	<b>3,400</b>	3,500
JPFA	1,400	1,500	<b>1,500</b>	1,560	1,630	Bullish engulfing	<b>SB</b>	<b>1,450</b>	1,600
<b>Finance</b>									
BBTN	3,400	3,540	<b>3,700</b>	3,750	3,900	Consolidations	<b>H</b>	<b>3,530</b>	3,830
BBNI	8,725	9,100	<b>9,350</b>	9,550	9,950	Consolidations	<b>H</b>	<b>9,100</b>	9,750
BBRI	3,650	3,720	<b>3,760</b>	3,800	3,900	Whipsaw at MA50	<b>B</b>	<b>3,750</b>	3,900
BBCA	22,125	23,250	<b>23,625</b>	24,700	25,500	Bullish momentum	<b>B</b>	<b>22,500</b>	24,100
<b>Consumer</b>									
UNVR	47,300	49,000	<b>50,450</b>	50,900	52,000	Arrived at MA200	<b>TB</b>	<b>50,000</b>	52,550
ICBP	8,700	9,000	<b>9,100</b>	9,125	9,275	Consolidations	<b>H</b>	<b>9,000</b>	9,275
INDF	7,050	7,300	<b>7,550</b>	7,750	8,125	Stoch golden-cross	<b>SB</b>	<b>7,275</b>	7,750
<b>Property</b>									
WIKA	1,660	1,775	<b>1,820</b>	1,845	1,950	Stoch golden-cross	<b>TB</b>	<b>1,770</b>	1,955
ADHI	2,170	2,320	<b>2,380</b>	2,440	2,540	Consolidations	<b>PS</b>	<b>2,300</b>	
PTPP	2,720	2,910	<b>3,030</b>	3,070	3,240	Rebounded at MA200	<b>B</b>	<b>2,900</b>	3,200
<b>Infrastructure</b>									
TLKM	4,010	4,150	<b>4,200</b>	4,350	4,500	Overbought	<b>H</b>	<b>4,120</b>	4,350
JSMR	4,850	4,980	<b>5,200</b>	5,225	5,500	Consolidations	<b>TB</b>	<b>4,970</b>	5,450
<b>Trading</b>									
UNTR	32,000	34,250	<b>36,450</b>	36,550	38,500	Consolidations	<b>H</b>	<b>34,200</b>	38,500
ACES	1,200	1,300	<b>1,355</b>	1,410	1,490	Rebounded at MA50	<b>W</b>	<b>1,280</b>	
MAPI	7,400	7,650	<b>7,750</b>	7,925	8,275	Overbought	<b>H</b>	<b>7,600</b>	7,925
<b>Mining</b>									
PTBA	2,700	2,910	<b>3,000</b>	3,020	3,200	Stoch golden-cross	<b>TB</b>	<b>2,950</b>	3,200
ITMG	27,000	28,350	<b>28,900</b>	30,300	32,000	Bullish momentum	<b>B</b>	<b>28,300</b>	30,300
HRUM	2,500	2,620	<b>2,840</b>	2,980	3,130	Bullish harami	<b>SB</b>	<b>2,800</b>	3,180
ADRO	2,100	2,200	<b>2,220</b>	2,330	2,440	Stoch golden-cross	<b>SB</b>	<b>2,200</b>	2,330
<b>Agriculture</b>									
AALI	13,850	14,300	<b>14,325</b>	14,800	15,300	Consolidations	<b>W</b>	<b>14,200</b>	
SIMP	515	550	<b>585</b>	580	605	Consolidations	<b>W</b>	<b>540</b>	

## Analyst Conclusions:

The index at overbought momentum and probably corrections phase at this month.

Legend :

- B: BUY (allocate till 100% of the weighted capital to accumulate, higher than 50% upside probability)
- SB: SPECULATIVE BUY (allocate 25%-50% of the weighted capital to accumulate, 25%-50% upside probability)
- W: WAIT (wait for proper entry level, do the stop-loss if necessary)
- H: HOLD (hold the portfolio position, aim for the best price to distribute)
- PS: PARTIAL SELL (distribute 25%-50% part of the portfolio, 25%-50% downside probability)
- S: SELL (distribute till 100% of the portfolio, higher than 50% downside probability)
- TB: TRADING BUY (short term or intraday trading within a tight trading range. Highly speculative).

Ticker	Resistance	Price	Support	Weekly	Weekly	Indicator			Moving Average			
	Fractal	3/12/2018	Fractal	High	Low	Stochastic	RSI	B. Band	20 Days	50 Days	200 Days	
AALI.JK	15,175	14,325	14,000	14,875	14,475	Neutral	Bearish	Neutral	Middle Bands	Upper	Upper	Upper
ACES.JK	1,370	1,355	1,260	1,365	1,305	Neutral	Bullish	Neutral	Middle Bands	Upper	Upper	Upper
ADHI.JK	2,510	2,380	2,260	2,510	2,400	Neutral	Bullish	Neutral	Middle Bands	Under	Upper	Upper
ADRO.JK	2,380	2,220	1,995	2,380	2,210	Neutral	Bullish	Neutral	Middle Bands	Under	Under	Upper
AISA.JK	710	600	590	705	635	Neutral	Bearish	Neutral	Middle Bands	Upper	Upper	Under
AKRA.JK	6,150	5,775	5,700	6,050	5,850	Neutral	Bearish	Neutral	Lower Bands	Under	Under	Under
ANTM.JK	960	900	880	925	880	Neutral	Bullish	Neutral	Middle Bands	Under	Upper	Upper
APLN.JK	238	226	218	238	224	Oversold	Bullish	Neutral	Middle Bands	Under	Under	Under
ASII.JK	8,200	7,800	8,025	8,200	7,875	Oversold	Bearish	Neutral	Middle Bands	Under	Under	Under
ASRI.JK	406	386	374	396	384	Neutral	Bullish	Neutral	Middle Bands	Under	Upper	Upper
BBCA.JK	23,300	23,625	22,525	23,650	23,150	Neutral	Bullish	Neutral	Middle Bands	Upper	Upper	Upper
BBKP.JK	660	625	605	645	620	Neutral	Bullish	Neutral	Middle Bands	Under	Upper	Upper
BBNI.JK	9,950	9,350	8,825	9,575	9,250	Neutral	Bullish	Neutral	Middle Bands	Under	Under	Upper
BBRI.JK	3,810	3,760	3,650	3,810	3,730	Neutral	Bullish	Neutral	Middle Bands	Under	Upper	Upper
BBTN.JK	3,820	3,700	3,650	3,820	3,750	Neutral	Bullish	Neutral	Middle Bands	Under	Upper	Upper
BDMN.JK	7,125	6,700	6,125	6,700	6,375	Neutral	Bullish	Neutral	Middle Bands	Upper	Under	Upper
BHIT.JK	120	115	109	120	115	Neutral	Bullish	Neutral	Middle Bands	Under	Upper	Upper
BJBR.JK	2,330	2,200	2,200	2,340	2,230	Neutral	Bearish	Neutral	Middle Bands	Under	Under	Under
BJTM.JK	795	710	700	725	710	Neutral	Bullish	Neutral	Middle Bands	Under	Under	Under
BKSL.JK	238	226	212	234	224	Neutral	Bearish	Neutral	Middle Bands	Upper	Upper	Upper
BMRI.JK	9,050	8,325	7,700	8,325	8,125	Neutral	Bullish	Neutral	Middle Bands	Under	Upper	Upper
BMTR.JK	675	620	575	640	600	Neutral	Bullish	Neutral	Middle Bands	Under	Under	Upper
BSEI.JK	1,965	1,785	1,735	1,845	1,790	Neutral	Bullish	Neutral	Middle Bands	Under	Upper	Upper
BTPN.JK	3,590	3,450	3,400	3,590	3,450	Neutral	Bearish	Neutral	Middle Bands	Upper	Upper	Upper
BWPT.JK	240	220	208	232	222	Neutral	Bullish	Neutral	Middle Bands	Under	Upper	Under
CMNP.JK	1,695	1,500	1,480	1,505	1,490	Oversold	Bullish	Neutral	Middle Bands	Under	Under	Upper
CPIN.JK	3,680	3,410	3,230	3,540	3,330	Oversold	Bullish	Neutral	Middle Bands	Under	Under	Upper
CSAP.JK	454	515	480	515	488	Neutral	Bullish	Neutral	Middle Bands	Upper	Upper	Upper
CTRA.JK	1,325	1,245	1,190	1,270	1,255	Neutral	Bullish	Neutral	Middle Bands	Under	Upper	Upper
DILD.JK	364	354	332	354	346	Neutral	Bullish	Neutral	Middle Bands	Upper	Upper	Under
EXCL.JK	3,030	2,730	2,700	2,890	2,770	Oversold	Bearish	Neutral	Middle Bands	Under	Under	Under
GGRM.JK	80,200	77,125	76,400	80,200	78,875	Neutral	Bearish	Neutral	Lower Bands	Under	Under	Upper
GIAA.JK	320	304	298	316	304	Oversold	Bullish	Neutral	Middle Bands	Under	Under	Under
GJTL.JK	845	765	750	795	770	Neutral	Bullish	Neutral	Middle Bands	Under	Under	Under
HEXA.JK	3,360	3,110	3,170	3,230	3,180	Neutral	Bearish	Neutral	Lower Bands	Under	Under	Under
HRUM.JK	3,500	2,840	2,730	3,180	2,850	Oversold	Bullish	Neutral	Middle Bands	Under	Under	Upper
ICBP.JK	9,125	9,100	8,725	9,100	8,900	Neutral	Bullish	Neutral	Upper Bands	Upper	Upper	Upper
IMAS.JK	1,365	1,380	840	1,490	1,250	Neutral	Bearish	Overbought	Upper Bands	Upper	Upper	Upper
INCO.JK	3,510	3,180	3,310	3,200	2,990	Neutral	Bullish	Neutral	Middle Bands	Under	Under	Upper
INDF.JK	7,800	7,550	7,250	7,600	7,450	Neutral	Bullish	Neutral	Middle Bands	Under	Under	Under
INDY.JK	4,350	3,820	3,420	4,150	3,750	Neutral	Bullish	Neutral	Middle Bands	Under	Under	Upper
INTA.JK	452	434	434	446	436	Oversold	Bearish	Neutral	Middle Bands	Under	Under	Upper
INTP.JK	22,725	20,525	19,750	20,725	20,475	Neutral	Bullish	Neutral	Middle Bands	Under	Under	Upper
ITMG.JK	32,200	28,900	25,725	29,500	27,200	Neutral	Bullish	Neutral	Middle Bands	Under	Upper	Upper
JPFA.JK	1,625	1,500	1,425	1,600	1,500	Neutral	Bearish	Neutral	Middle Bands	Under	Upper	Upper
JSMR.JK	5,450	5,200	5,150	5,350	5,225	Neutral	Bullish	Oversold	Middle Bands	Under	Under	Under
KIJA.JK	298	276	266	280	276	Neutral	Bullish	Neutral	Middle Bands	Under	Under	Under
KLBF.JK	1,625	1,575	1,500	1,605	1,545	Oversold	Bullish	Neutral	Middle Bands	Under	Under	Under
KRAS.JK	525	490	472	525	490	Oversold	Bullish	Neutral	Middle Bands	Under	Under	Under
LPCK.JK	3,510	3,400	3,260	3,450	3,360	Neutral	Bullish	Neutral	Middle Bands	Upper	Upper	Under
LPKR.JK	525	505	486	510	498	Neutral	Bullish	Neutral	Middle Bands	Under	Under	Under
LPPF.JK	11,125	11,600	10,500	11,600	11,000	Neutral	Bullish	Neutral	Middle Bands	Upper	Upper	Upper
LSIP.JK	1,510	1,345	1,360	1,465	1,370	Oversold	Bearish	Neutral	Middle Bands	Under	Under	Under
MAIN.JK	850	720	690	810	725	Neutral	Bearish	Neutral	Middle Bands	Under	Upper	Under
MAPI.JK	7,650	7,750	7,125	8,000	7,375	Neutral	Bullish	Neutral	Upper Bands	Upper	Upper	Upper
MASA.JK	320	302	298	320	302	Neutral	Bearish	Neutral	Middle Bands	Upper	Upper	Upper
MNCN.JK	1,345	1,530	1,460	1,545	1,520	Neutral	Bullish	Neutral	Middle Bands	Under	Upper	Under
MPPA.JK	460	424	436	444	426	Oversold	Bullish	Neutral	Middle Bands	Under	Under	Under
MTLA.JK	366	360	356	366	360	Neutral	Bearish	Neutral	Middle Bands	Under	Under	Upper
MYOR.JK	2,520	2,660	2,290	2,660	2,420	Neutral	Bullish	Overbought	Upper Bands	Upper	Upper	Upper
PGAS.JK	2,700	2,520	2,530	2,640	2,430	Oversold	Bullish	Neutral	Middle Bands	Under	Upper	Upper
PTBA.JK	3,430	3,000	3,100	3,130	2,890	Neutral	Bullish	Neutral	Middle Bands	Under	Under	Upper
PWPP.JK	3,230	3,030	2,840	3,060	2,960	Neutral	Bullish	Neutral	Middle Bands	Under	Upper	Upper
PTON.JK	710	645	645	690	640	Oversold	Bullish	Neutral	Middle Bands	Under	Under	Under
RALS.JK	1,330	1,270	1,175	1,305	1,215	Neutral	Bullish	Neutral	Middle Bands	Upper	Upper	Upper
ROTI.JK	1,250	1,250	1,205	1,250	1,215	Neutral	Bullish	Neutral	Middle Bands	Upper	Upper	Under
SCMA.JK	2,980	2,750	2,650	2,760	2,730	Neutral	Bullish	Neutral	Middle Bands	Upper	Upper	Upper
SGRO.JK	2,530	2,500	2,400	2,510	2,500	Overbought	Bullish	Neutral	Upper Bands	Under	Under	Upper
SIMP.JK	650	585	525	595	565	Neutral	Bullish	Neutral	Middle Bands	Upper	Upper	Upper
SMCB.JK	870	815	840	845	820	Oversold	Bearish	Oversold	Middle Bands	Under	Under	Under
SMGR.JK	11,500	10,700	10,400	10,925	10,800	Neutral	Bullish	Neutral	Middle Bands	Under	Under	Upper
SMRA.JK	1,170	1,030	965	1,030	1,005	Neutral	Bullish	Neutral	Middle Bands	Under	Under	Under
SMSM.JK	1,475	1,445	1,320	1,475	1,385	Neutral	Bearish	Neutral	Upper Bands	Upper	Upper	Upper
SRIL.JK	348	332	322	340	330	Neutral	Bullish	Neutral	Middle Bands	Under	Under	Under
SSIA.JK	615	570	585	610	575	Neutral	Bullish	Neutral	Lower Bands	Under	Upper	Under
SSMS.JK	1,515	1,440	1,410	1,515	1,435	Neutral	Bearish	Neutral	Middle Bands	Under	Under	Under
TLMK.JK	4,090	4,200	3,980	4,200	4,040	Neutral	Bullish	Neutral	Upper Bands	Upper	Upper	Under
TOTL.JK	750	710	680	725	705	Neutral	Bullish	Neutral	Middle Bands	Under	Under	Under
UNTR.JK	37,250	36,450	34,675	36,500	36,125	Neutral	Bullish	Neutral	Middle Bands	Under	Under	Upper
UNVR.JK	54,500	50,450	53,725	53,975	51,025	Oversold	Bullish	Oversold	Lower Bands	Under	Under	Under
WIKA.JK	2,040	1,820	1,770	1,905	1,835	Neutral	Bullish	Neutral	Middle Bands	Under	Under	Under
WSKT.JK	3,000	2,710	2,770	2,950	2,720	Oversold	Bullish	Neutral	Middle Bands	Under	Under	Upper

Source : Reliance Research

### Legend :

- Movement: Bullish and Bearish (Indicator Stochastic)
- Momentum: Oversold, Overbought and Neutral (Indicator RSI)
- Resistance Fractal: Strong Resistance
- Support Fractal: Strong Support
- Green: Good Conditions
- Red: Poor Conditions



## HEAD OFFICE

### Reliance Building

Jl. Pluit Sakti Raya No. 27AB,  
Pluit  
Jakarta 14450  
T. +62 21 661 7768  
F. +62 21 661 9884

## RESEARCH DIVISION

### Lanjar Nafi Taulat I

*lanjar@reliancesekuritas.com*

### Aji Setiawan

*aji@reliancesekuritas.com*

### Shanti Dwi Jayanti

*santi@reliancesekuritas.com*

Technical Research Analyst

Associate Research Analyst

Associate Research Analyst

## EQUITY DIVISION

### Jakarta- Pluit

Jl. Pluit Sakti Raya No. 27AB,  
Pluit  
Jakarta 14450  
T. +62 21 661 7768  
F. +62 21 661 9884

### Bandung

Jl.Cisangkuy No.58  
Bandung 40115  
T. +62 22 721 8200  
F. +62 22 721 9255

### Surabaya - Gubeng

Jl. Bangka No. 22  
Surabaya 60281  
T. +62 31 501 1128  
F. +62 31 503 3196

### Makassar

Jl. Boto Lempangan No. 34 J  
Makassar- Sulawesi Selatan  
T. +62 411 3632388  
F. +62 411 3614634

### Jakarta - Sudirman

Menara Batavia Ground Floor  
Jl.KH.Mas Mansyur Kav 126  
Jakarta 10220  
T. +62 21 57905455  
F. +62 21 57950728

### Tasikmalaya

Ruko Tasik Indah Plaza No.21  
Jl. KHZ Mustofa No. 345  
Tasikmalaya 46121  
T. +62 265 345000  
F. +62 265 345003

### Surabaya - Diponegoro

Jl. Diponegoro No.26D  
Surabaya 60261  
T. +62 31 567 0388  
F. +62 31 561 0528

### Medan

Jl. Teuku Amir Hamzah No.40-O  
Medan 20117  
T. +62 61 6638592  
F. +62 61 6638023

### Jakarta - Kebon Jeruk

Plaza Kebon Jeruk  
Jl.Raya Perjuangan Blok A/2  
Jakarta 11530  
T. +62 21 532 4074  
F. +62 21 536 2157

### Malang

Jl. Guntur No. 19  
Malang 65112  
T. +62 341 347 611  
F. +62 341 347 615

### Bali - Denpasar

Dewata Square Blok A3  
Jl. Letda Tantular Renon  
Denpasar 802361  
T. +62 361 225099  
F. +62 361 245099

### Tangerang

Jl. Pahlawan Seribu Ruko BSD  
Sektor 7 Blok RK kav. 9  
Tangerang 15310  
T. +62 21 5387495  
F. +62 21 5387494

### Pekanbaru

Jl. Jendral Sudirman No.73  
Pekanbaru-Riau  
T. +62 761 848414  
F. +62 761 849456

### Pontianak

Jl. MT Haryono No. 6  
Pontianak 78121  
T. +62 561 575674  
F. +62 561 575670

### Solo

Jl. Slamet Riyadi 330<sup>a</sup>  
Solo 57145  
T. +62 271 736599  
F. +62 271 733478

### Balikpapan

Ruko Bukit Damai Indah  
Blok I, No. 3, Rt.34  
Jl. MT. Haryono, Gunung  
Bahagia, Balikpapan Selatan  
76114  
T. +62 542 746313  
F. +62 542 746317

**IDX CORNER & INVESTMENT GALLERY****STIE Malangkeucwara**

Jl. Terusan Candi Kalasan  
Malang 65142  
T. +62 341 491813  
F. +62 341 495619

**Universitas Muhammadiyah Gresik**

Jl. Sumatra 101 GKB  
Gresik 61121  
T. +62 31 3951414  
F. +62 31 3952585

**Universitas Surabaya**

Jl. Raya Kalirungkut  
Surabaya 60293  
T. +62 31 2981203  
F. +62 31 2981204

**Universitas Muhammadiyah Malang**

Jl. Raya Tlogomas 246  
Malang 65144  
T. +62 341 464318-9  
F. +62 341 460782

**Universitas Siliwangi Tasikmalaya**

Jl. Siliwangi No. 24  
Tasikmalaya 46151  
T. +62 265 323685  
F. +62 265 323534

**Politeknik Kediri**

Jl. Mayor Bismo No. 27  
Kediri 64121  
T +62 354 683128  
F +62 354 683128

**Universitas Negeri Malang**

Jl. Surabaya No. 6  
Malang 65145  
T. +62 341 585914  
F. +62 341 55288

**Universitas Negeri Makassar**

FakultasEkonomiGedung BT Lt. 2  
Jl. A. P. Pettarani, Kampus UNM, Gunungsari  
Baru  
Makassar 90222  
T. +62 411 889464, 881244  
F. +62 411 887604

**Universitas Muhammadiyah Pontianak**

Jl. Ahmad Yani, No. 111  
Pontianak 78124  
T. +62 561 743465  
F. +62 561 766840

**STIE AAS**

Jalan Slamet Riyadi No 361  
Kartasura, Surakarta  
T. +62 271 726156  
F. +62 271 726156

**Universitas Tanjungpura Pontianak**

Jl. Jendral Ahmad Yani  
Pontianak 78124  
T. +62 561 743465  
F. +62 561 766840

**STIE "AUB" Surakarta**

Jl. Mr. Sartono 97, Cengklik  
Nusukan, Surakarta 57135  
T. +62 271 854803  
F. +62 271 853084

**STIESIA Surabaya**

Jl. MenurPumpungan 30  
Surabaya  
T. +62 31 5947505  
F. +62 31 5932218

**Universitas Muhammadiyah Sidoarjo**

Jl. Majapahit 666 B  
Sidoarjo, JawaTimur  
T. +62 31 8945444  
F. +62 31 8949333

**Universitas Pesantren Tinggi Darul Ulum**

Kompleks Pp Darul Ulu, Peterongan  
Jombang, JawaTimur 60281  
T. +62 321 873655  
F. +62 321 875771

**STIE Tri Bhakti**

Jl. Teuku Umar No.24  
Cut Meutia Setiakawan, Bekasi  
T. +62 21 8242 9400, 8242 9500  
F. +62 271 726156

**STIKOM BALI**

Jl. Raya Puputan No. 86, Renon, Denpasar  
Timur, kota Denpasar  
Bali-80234  
T. +62 361 244445

**Universitas 17 Agustus 1945 Banyuwangi**

Jl. AdiSucipto 26  
Banyuwangi, JawaTimur  
T. +62 333 419163  
F. +62 333 419163

**IAIN Antasari**

Jl. Ahmad Yani Km. 4,5 Banjarmasin  
T. +62 511 3267583

**Universitas Islam Kalimantan**

Jl. Adiyaksa No.2, Kayu Tangi, Banjarmasin  
T. +62 511 3303871  
F. +62 511 3303871

**Disclaimer:**

Information, opinions and recommendations contained in this document are presented by PT Reliance Sekuritas Indonesia Tbk. from sources that are considered reliable and dependable. This document is not an offer, invitation or any kind of representations to decide to buy or sell stock. Investment decisions taken based on this document is not the responsibility of PT Reliance Sekuritas Indonesia Tbk. PT Reliance Sekuritas Indonesia Tbk. reserves the right to change the contents of this document at any time without prior notice.